

Bath Community Academy School Spotlight Report

Bath Community Academy School Spotlight

Key facts	2
Profile	2
Inspection ratings	3
Attainment at Key Stage 4.....	3
Attainment at 'A' level and equivalent.....	5
Progress made from Key Stage 2 to Key Stage 4 ("value added").....	6
Attendance and absence.....	7
School contact details	8
Sources and notes	8

Key facts

Gender:	Mixed
Age range:	11-19
Number on roll (as at the Autumn 2012 school census):	274
Planned admissions number 2013/14:	102
Type of school:	Academy sponsor led
Religious character:	Does not apply
Specialist type:	Does not apply

Profile

The text here is from the school's website:

It is my privilege to welcome you to Bath Community Academy which opened on 1st September 2012. This new coeducational academy, which is part of the Cabot Learning Federation, exists on the site of the previous Culverhay School and is building towards becoming Outstanding in every area in order to maximise the educational experience and achievement of each student.

Having been an academy Principal for the past 5 years I understand the importance of providing clear structure and vision. Our vertical tutoring communities are called Respect, Friendship and Excellence and underpin the ethos and attitude of the students and staff. Following a Section 8 Ofsted inspection in February 2013 the academy no longer requires 6 monthly monitoring visits, spending as little time as possible in Special Measures (OfSTED Jan 2012 – predecessor Culverhay School). This is an achievement which has now launched the academy into the next phase of improvement towards Good and onto Outstanding. The academy will continue to be strategically developed under the following headings:

Leadership and Management
Behaviour and Safety
Teaching and Learning
Achievement

Complemented by a change of name, uniform and building layout, I am confident that the future will be very exciting as a new thirst and relentless drive for achievement of optimum potential in every student begins to define what it means to be a Bath Community Academy student.

Inspection ratings

The school was inspected by Ofsted on 11th January 2012. The report is available on Ofsted's website:

<http://www.ofsted.gov.uk/inspection-reports/find-inspection-report/provider/ELS/109293>

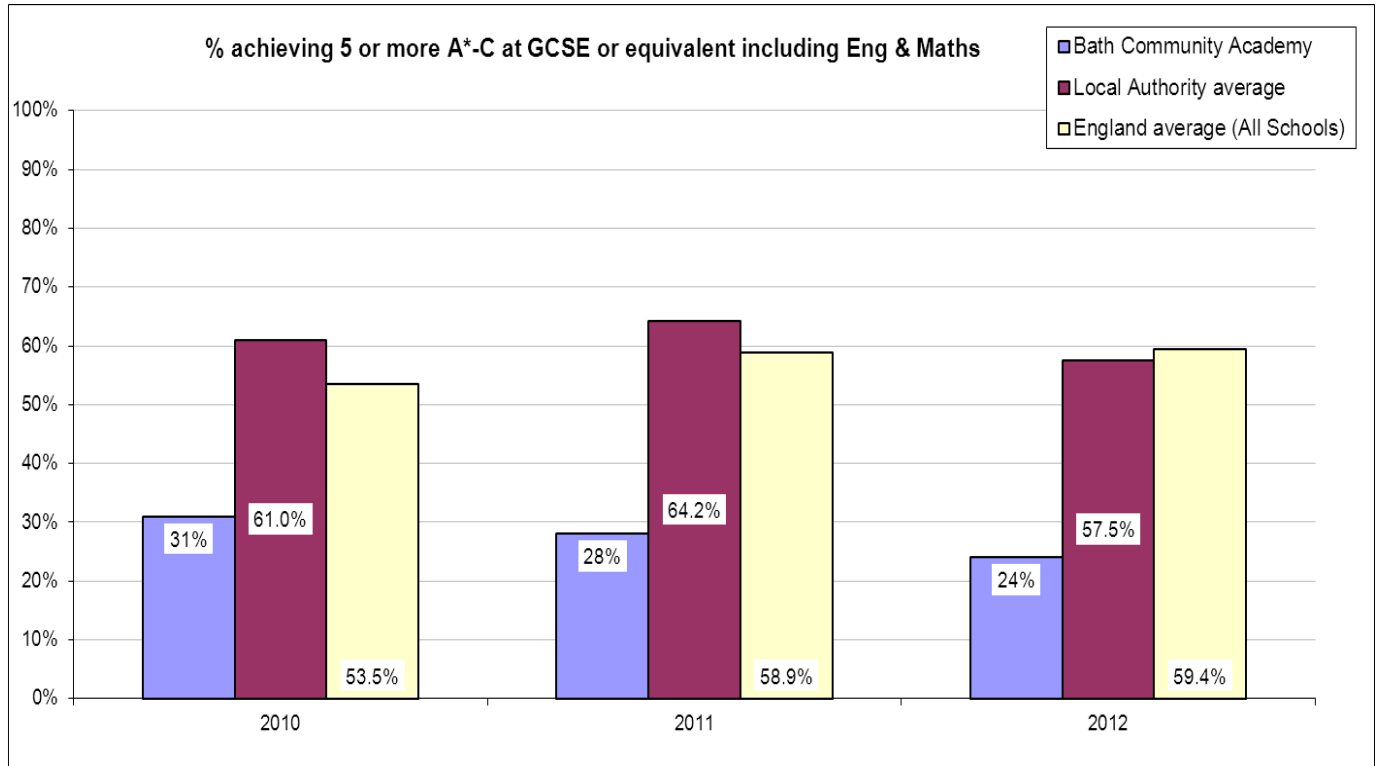
Scores relating to the following are as follows:

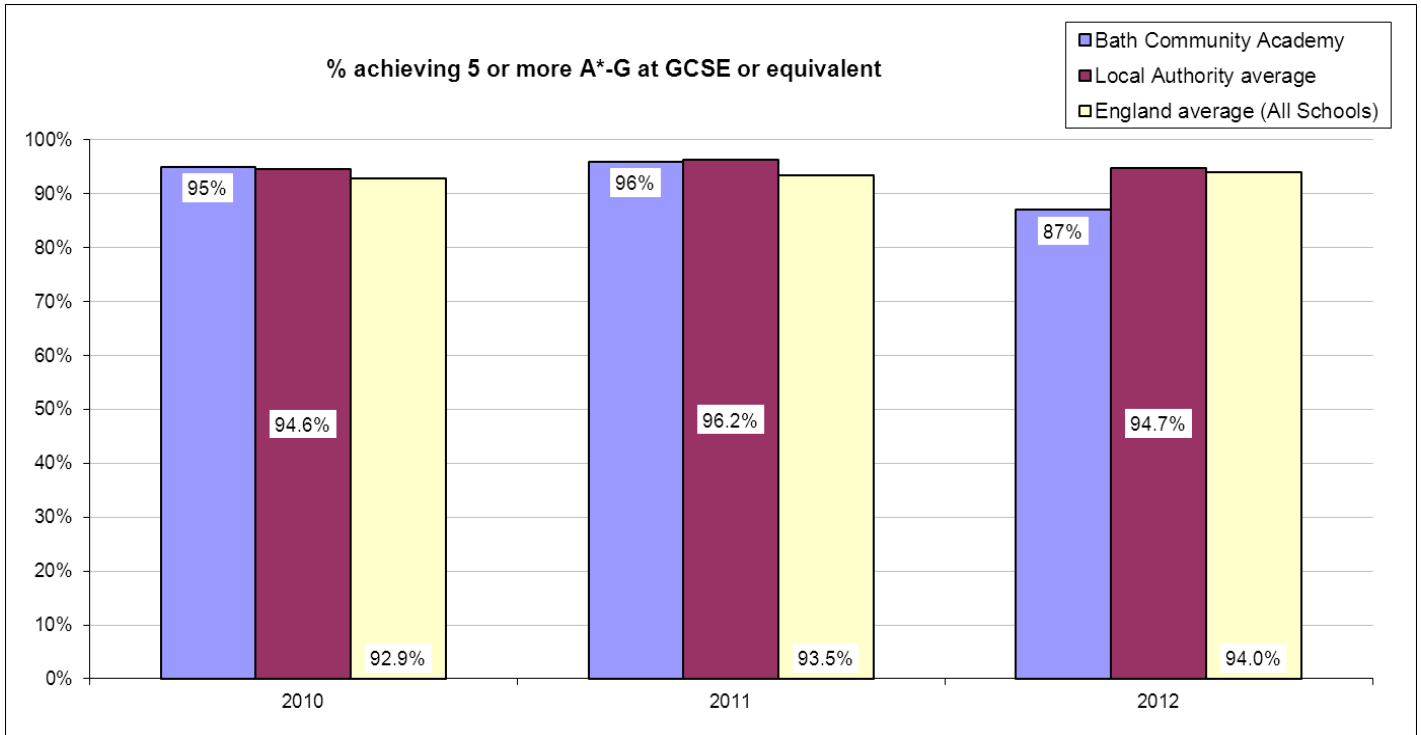
Overall effectiveness	4
Achievement of Pupils	4
Quality of Teaching	4
Behaviour and safety of pupils	3
Leadership and Management	4

Inspection grades: 1 is outstanding, 2 is good, 3 is satisfactory, 4 is inadequate.

Attainment at Key Stage 4

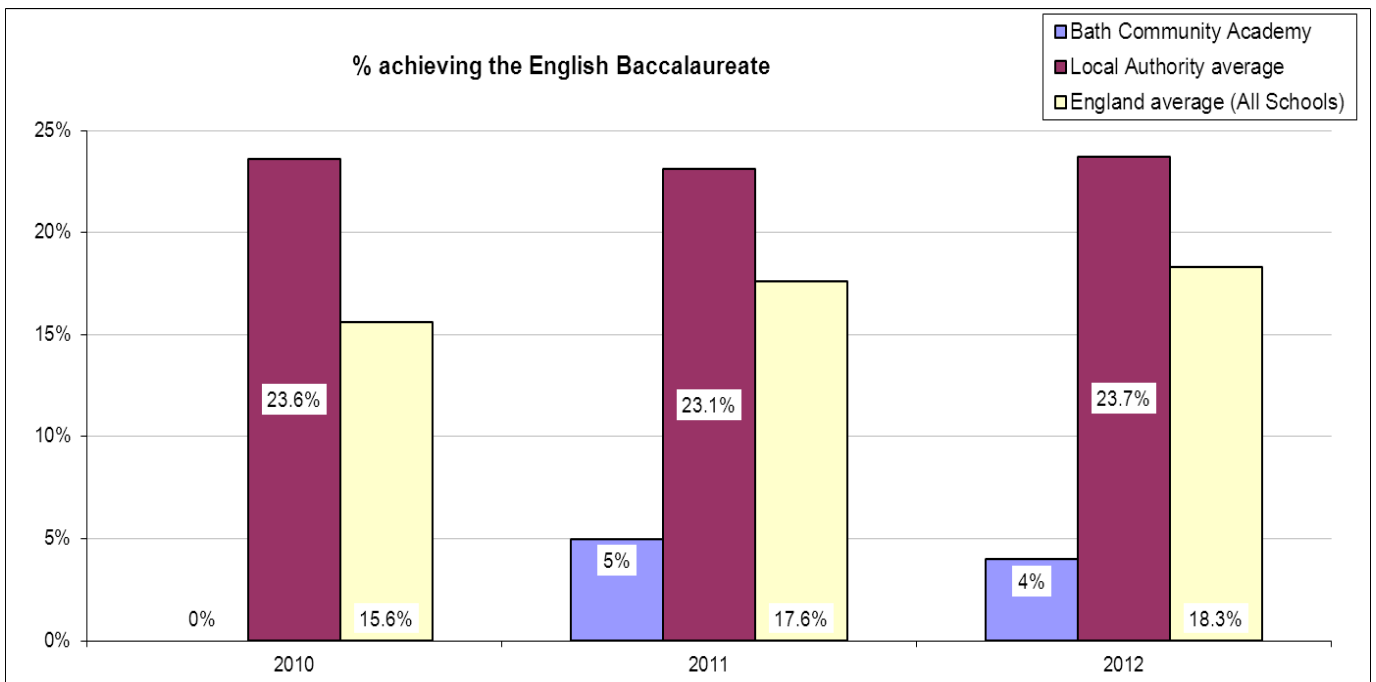
Key Stage 4 covers two years of education, Year 10 and Year 11, when pupils are aged between 14 and 16.





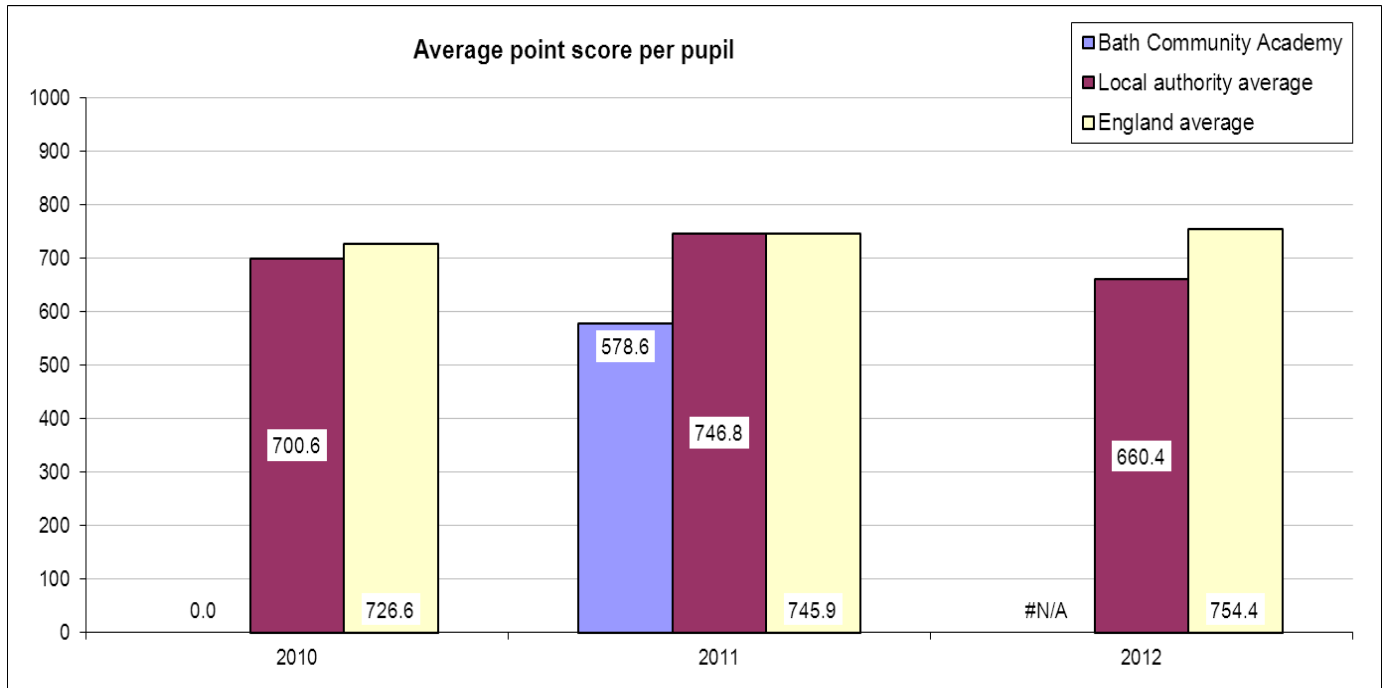
Percentage achieving the English Baccalaureate

The English Baccalaureate indicator shows the percentage of pupils at the end of Key Stage 4 achieving GCSEs/iGCSEs at grades A*-C in English, mathematics, sciences, a language and a humanities subject. Results for periods prior to 2010 have not been published.

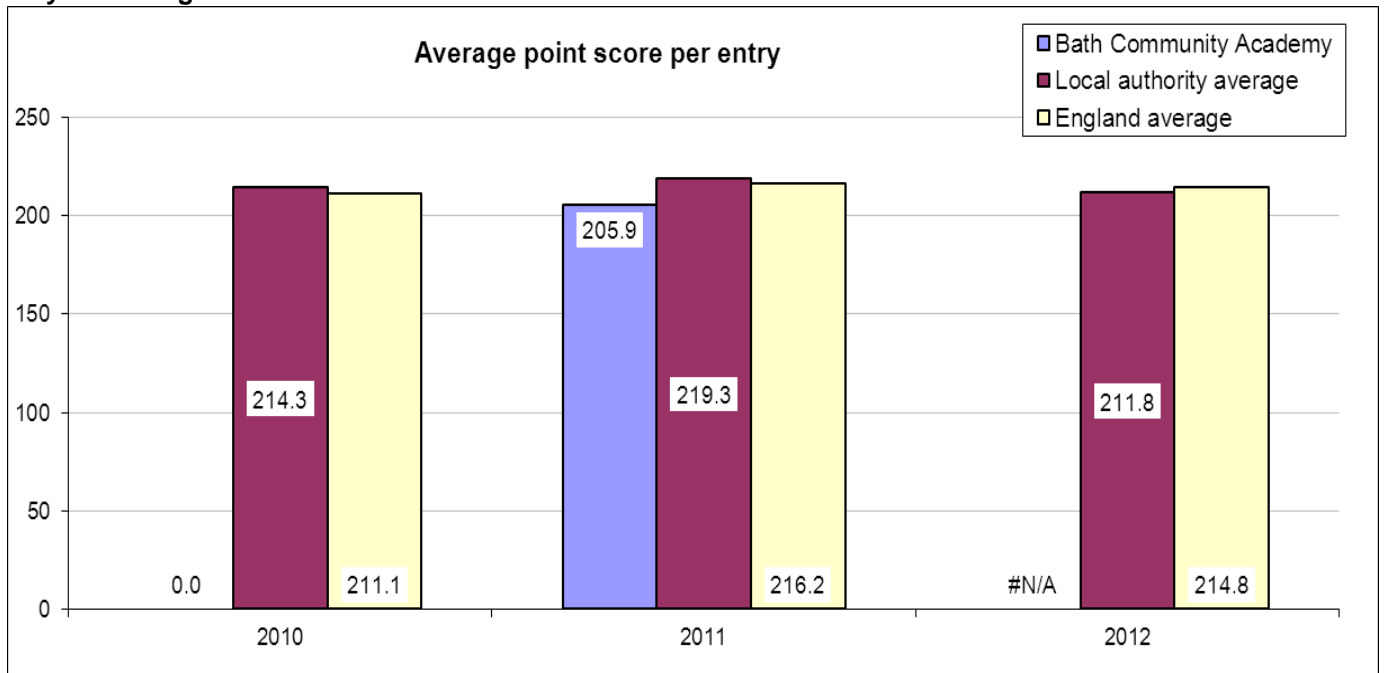


Data sources and further notes can be found in the last section below.

Attainment at 'A' level and equivalent



Figures for Bath Community Academy (previously Culverhay) were not published in 2010 as the averages may not be significant due to the small numbers involved



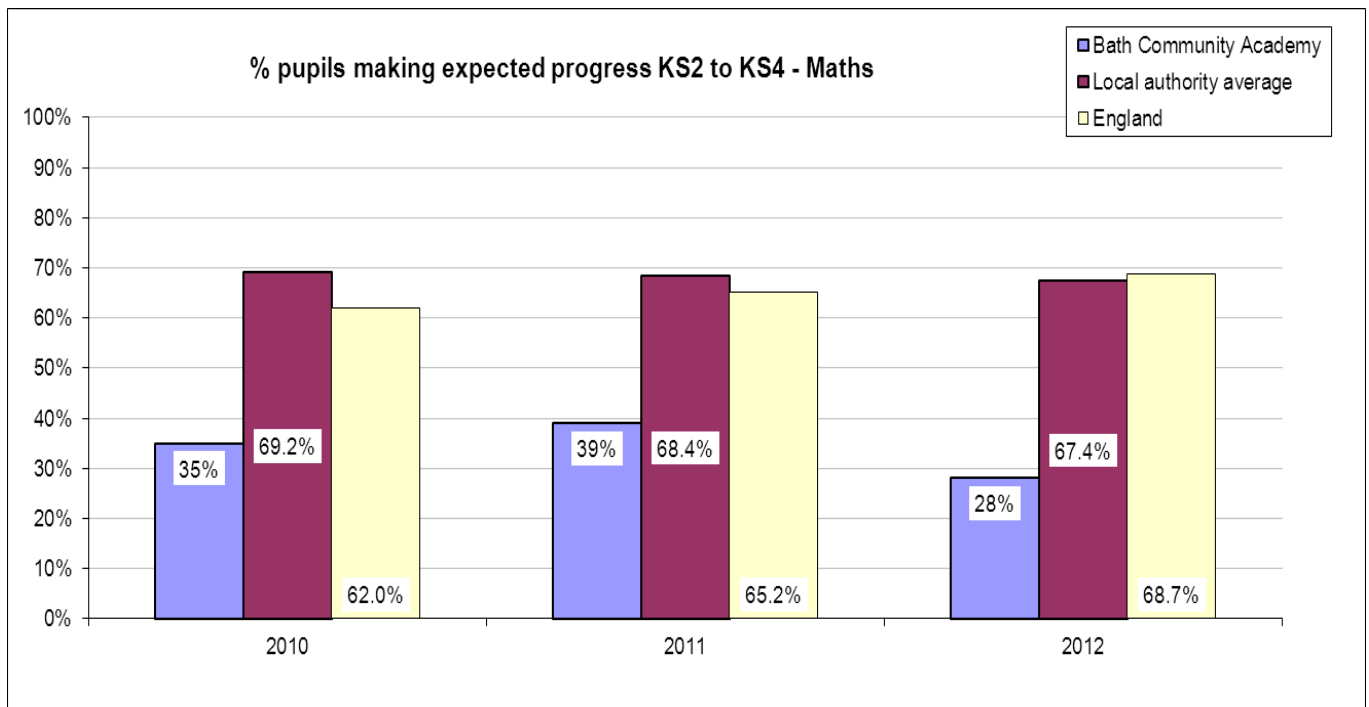
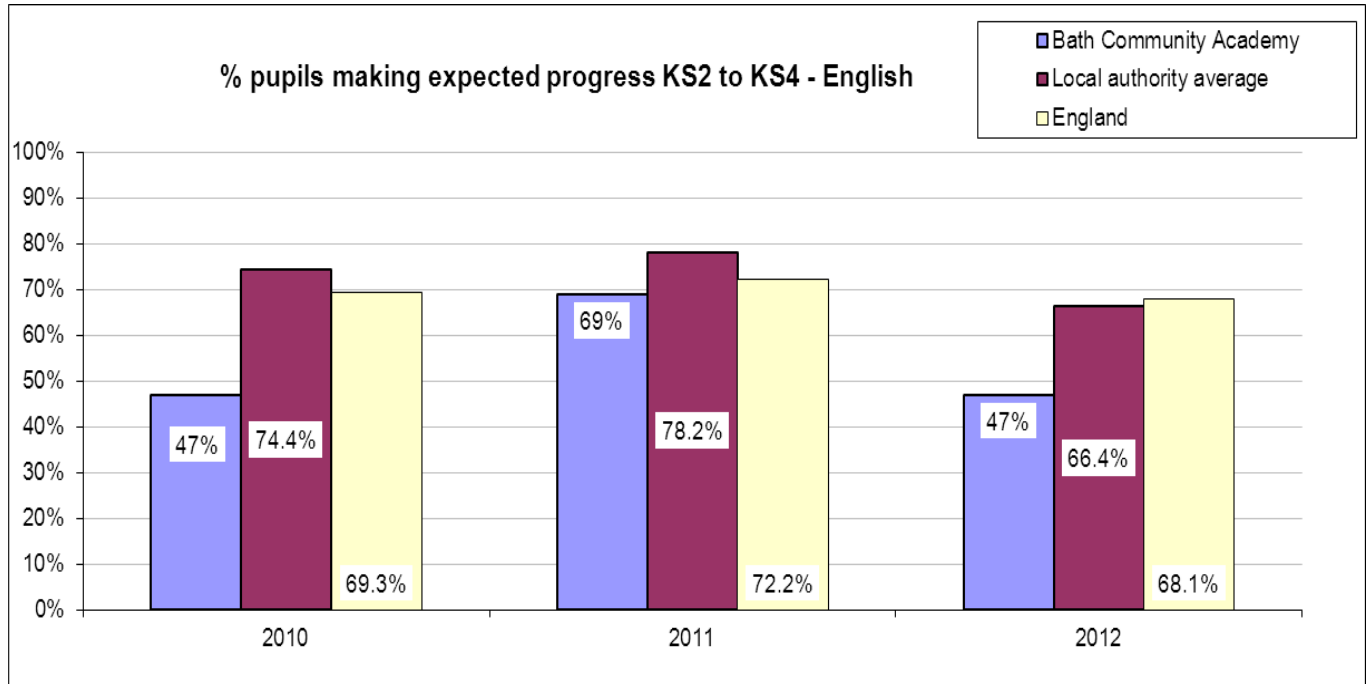
Figures for Bath Community Academy (previously Culverhay) were not published in 2010 as the averages may not be significant due to the small numbers involved

Data sources and further notes can be found in the last section below.

Progress made from Key Stage 2 to Key Stage 4 (“value added”)

This measures progress made between pupils’ attainment at the end of Key Stage 2 (Year 6, when pupils are 11) and the end of Key Stage 4 (Year 11, when pupils are aged 16).

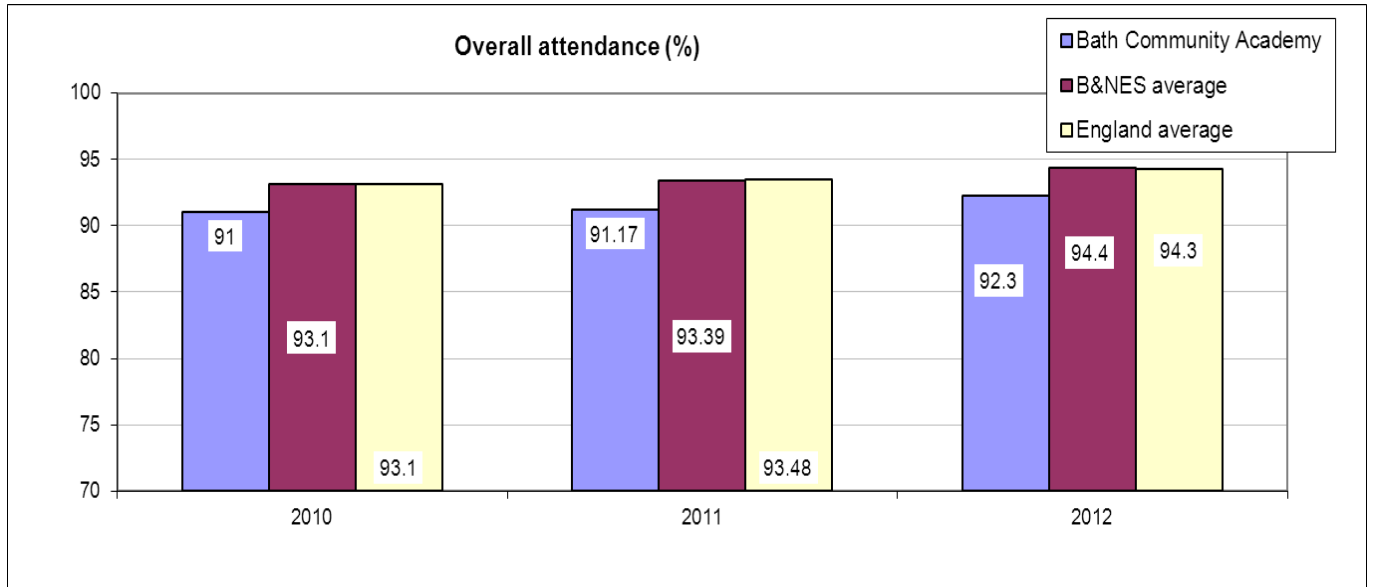
Percentage making the nationally expected 3 levels progress



Data sources and further notes can be found in the last section below.

Attendance and absence

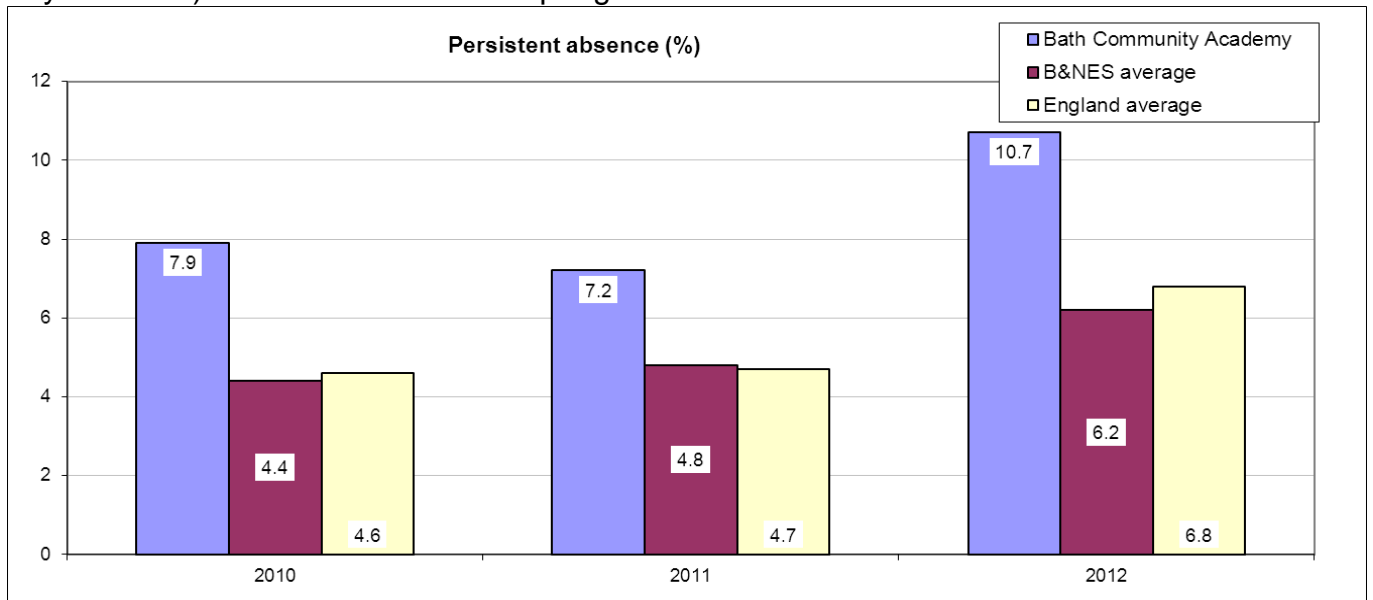
Overall attendance



**** The B&NES 2011 figure is not published, so this has been calculated by averaging the individual schools overall attendance figure**

Persistent absence

Persistent absence is the percentage of pupil enrolments equalling or exceeding the threshold number of half-day absences (set to equal 20% of the national average number of possible half-day sessions) over the Autumn and Spring terms combined.



**** The B&NES 2011 figure is not published, so this has been calculated by averaging the individual schools persistent absence figure**

Data sources and further notes can be found in the last section below.

School contact details

Head teacher: Adam Williams

Bath Community Academy School
Rush Hill
Bath, BA2 2QL

Telephone: 01275 426268

Fax: 01275 447036

Email: office@BathCommunityAcademy.bathnes.sch.uk

Head teacher email: AdamWilliams@bathcommunityacademy.org

Website: <http://www.bathcommunityacademy.org/>

Sources and notes

Because each year group is made up of different pupils, with different prior attainment and other characteristics, results may fluctuate from year to year for reasons to do with the pupils rather than the school. Small fluctuations from year to year are unlikely to be significant, particularly if the school's year group is small.

Notes on Key facts

The **planned admissions number 2013/14** comes from the school admissions booklet for 2013/14, which can be found at the following link:

http://www.bathnes.gov.uk/sites/default/files/secondary_booklet_2013-2014_0.pdf

Other data in this section is sourced from the Ofsted website, Autumn 2012 school census and from Edubase: <http://www.edubase.gov.uk/edubase/>

Notes on Attainment at Key Stage 4 for all pupils

Source: Department for Education – School and college performance tables

<http://www.education.gov.uk/schools/performance/>

England averages are for local authority maintained schools only.

Notes on attainment at 'A' level and equivalent

Average points per entry and average points per pupil are taken from the Department for Education - School and college performance tables.

Local authority averages are the averages for local authority maintained schools. There are different figures published nationally, which can include other schools and colleges.

England average figures are taken from the School and college performance tables. These figures exclude independent schools except for in 2007 when the figure is just listed as "England Average".

Notes on percentage making the expected progress between Key Stage 2 and Key Stage 4

Source: Department for Education – School and college performance tables

<http://www.education.gov.uk/schools/performance/>

Local authority average figures are not provided in the performance tables so are calculated as the average of the figures for the local authority's schools.

National figures are not provided.

Notes on attendance

The percentage attendance figures are based on the overall absence figures published in the Department for Education – School and college performance tables. Taking 100% as the starting point and subtracting the overall absence.

The overall absence is calculated as the percentage of possible half-days absent.

The England figures are those listed as follows:

2012 - secondary state-funded

2011 - secondary state-funded

2010 – state funded schools

2009 – maintained schools only

2008 – listed as “England average”

Notes on persistent absence

Source: Department for Education – School and college performance tables.

Maintained mainstream schools only.

<http://www.education.gov.uk/schools/performance/>