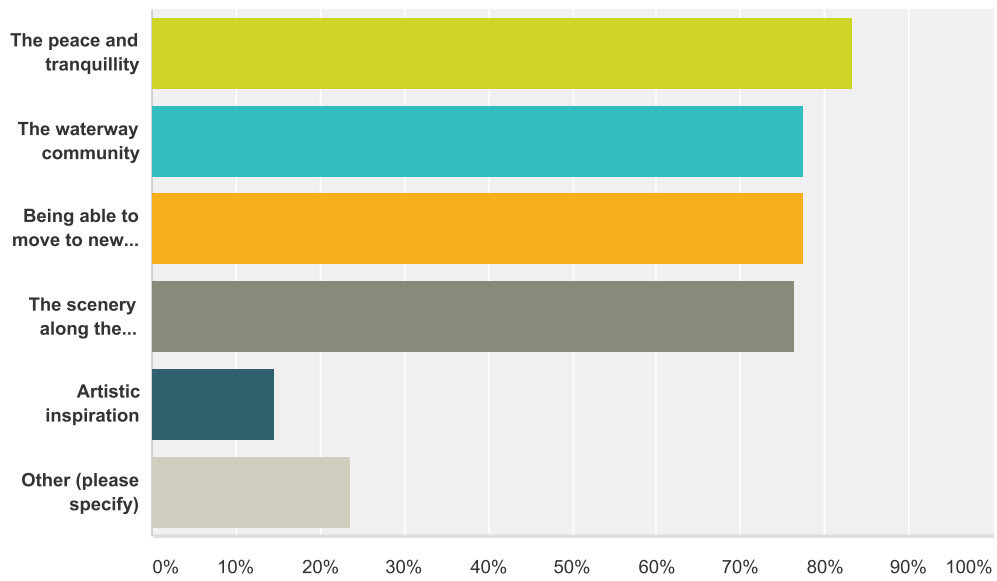


### Q1 What do you like about living on a boat?

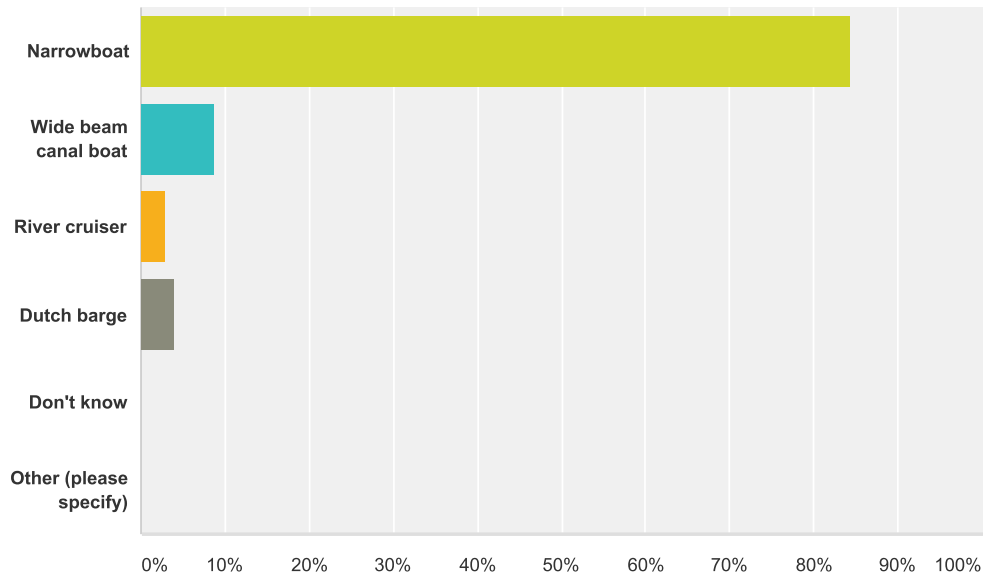
Answered: 102 Skipped: 0



Answer Choices	Responses
The peace and tranquillity	83.33% 85
The waterway community	77.45% 79
Being able to move to new places	77.45% 79
The scenery along the canal/river	76.47% 78
Artistic inspiration	14.71% 15
Other (please specify)	23.53% 24
<b>Total Respondents: 102</b>	

### Q2 What type of boat do you have?

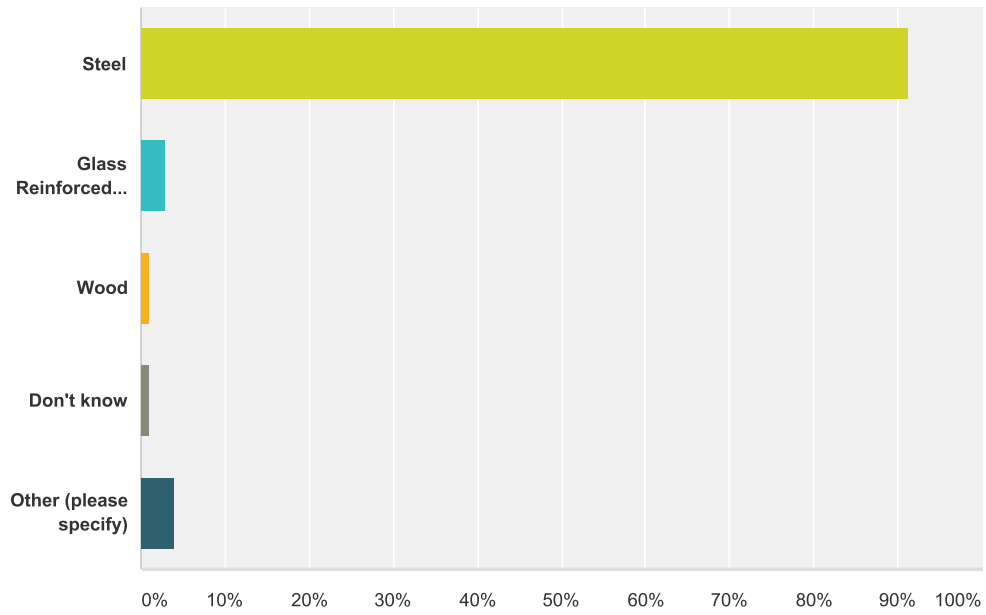
Answered: 102 Skipped: 0



Answer Choices	Responses
Narrowboat	84.31% 86
Wide beam canal boat	8.82% 9
River cruiser	2.94% 3
Dutch barge	3.92% 4
Don't know	0.00% 0
Other (please specify)	0.00% 0
<b>Total Respondents: 102</b>	

### Q3 What is your boat mainly made of?

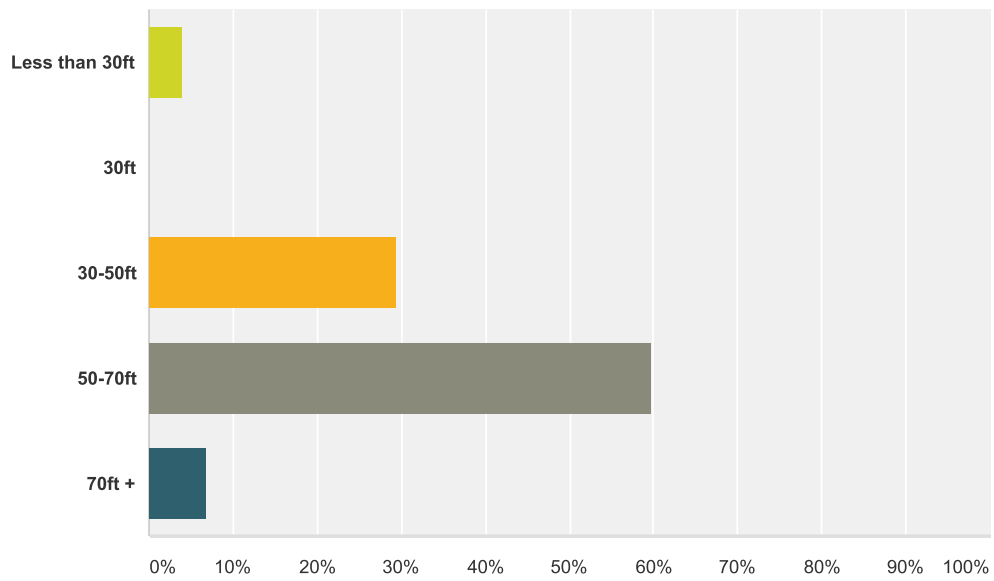
Answered: 102 Skipped: 0



Answer Choices	Responses
Steel	91.18% 93
Glass Reinforced Plastic (GRP) / fibreglass	2.94% 3
Wood	0.98% 1
Don't know	0.98% 1
Other (please specify)	3.92% 4
<b>Total Respondents: 102</b>	

### Q4 What is the size of your boat? (Length)

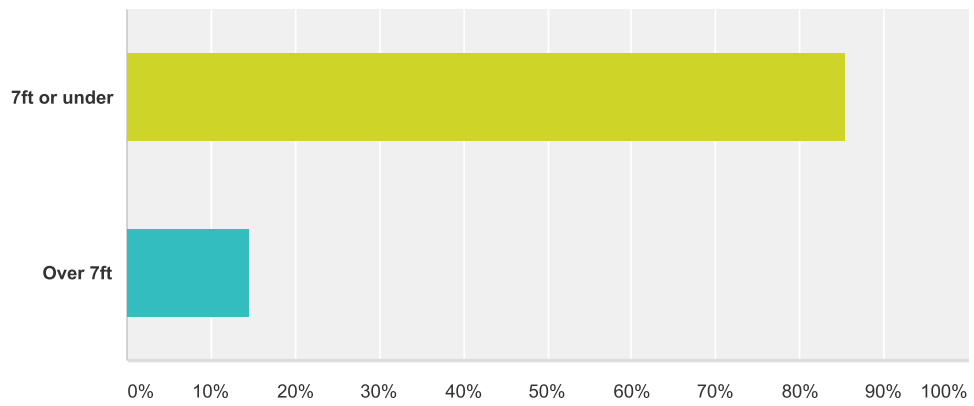
Answered: 102 Skipped: 0



Answer Choices	Responses
Less than 30ft	3.92% 4
30ft	0.00% 0
30-50ft	29.41% 30
50-70ft	59.80% 61
70ft +	6.86% 7
<b>Total</b>	<b>102</b>

### Q5 What is the size of your boat? (Beam)

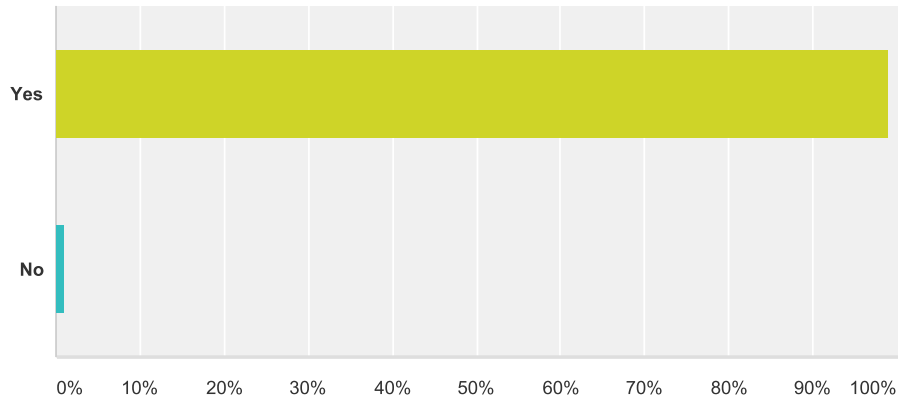
Answered: 102 Skipped: 0



Answer Choices	Responses	
7ft or under	85.29%	87
Over 7ft	14.71%	15
<b>Total</b>		<b>102</b>

### Q6 Does your boat have a fully functioning engine that allows you to move it?

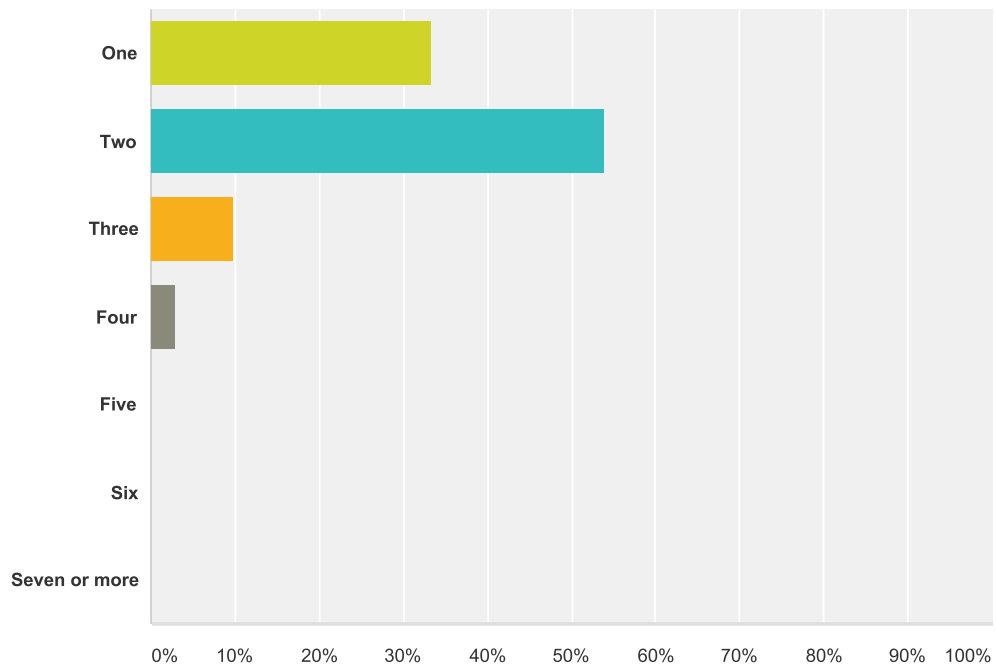
Answered: 102 Skipped: 0



Answer Choices	Responses
Yes	99.02% 101
No	0.98% 1
<b>Total</b>	<b>102</b>

### Q7 How many people live in your boat?

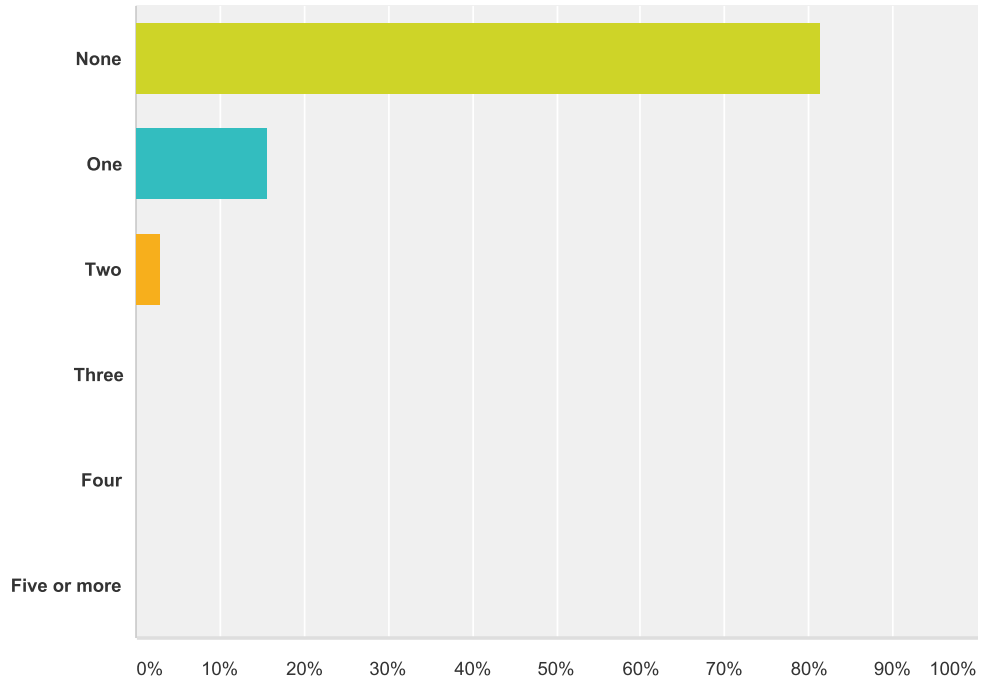
Answered: 102 Skipped: 0



Answer Choices	Responses
One	33.33% 34
Two	53.92% 55
Three	9.80% 10
Four	2.94% 3
Five	0.00% 0
Six	0.00% 0
Seven or more	0.00% 0
<b>Total</b>	<b>102</b>

### Q8 How many people who live in your boat are children (17 years or younger)?

Answered: 102 Skipped: 0

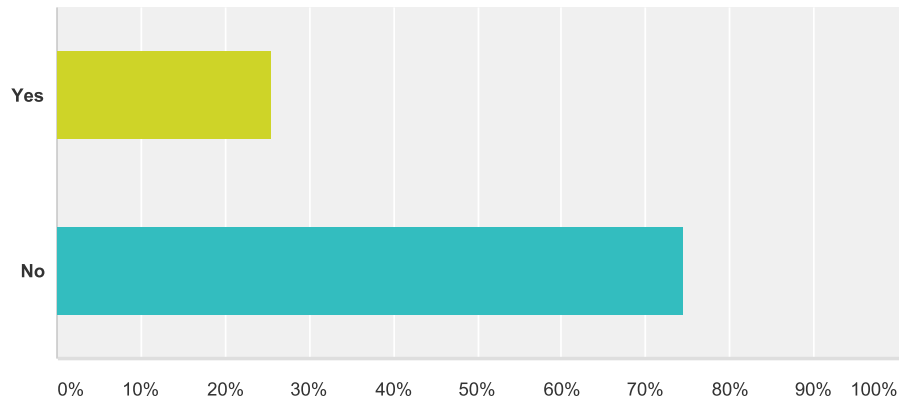


Answer Choices	Responses
None	81.37% 83
One	15.69% 16
Two	2.94% 3
Three	0.00% 0
Four	0.00% 0
Five or more	0.00% 0
<b>Total</b>	<b>102</b>



### Q9 Do you have a home mooring?

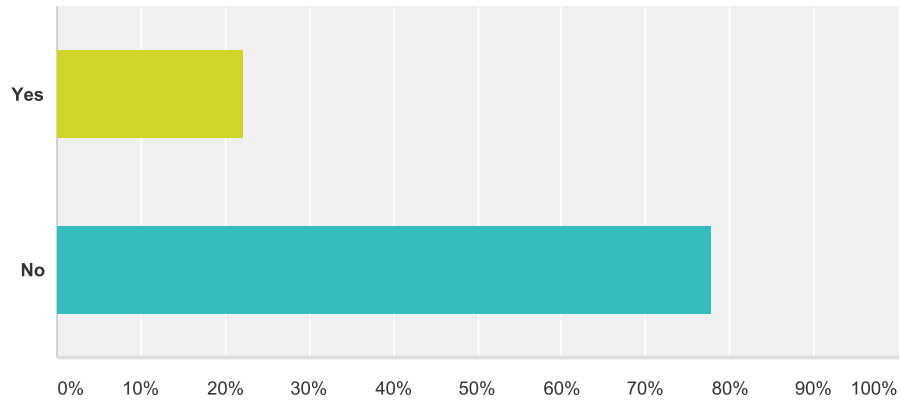
Answered: 102 Skipped: 0



Answer Choices	Responses	
Yes	25.49%	26
No	74.51%	76
<b>Total</b>		<b>102</b>

**Q10 If you answered YES to Q9: Is it a residential mooring (mooring with residential planning permission)?**

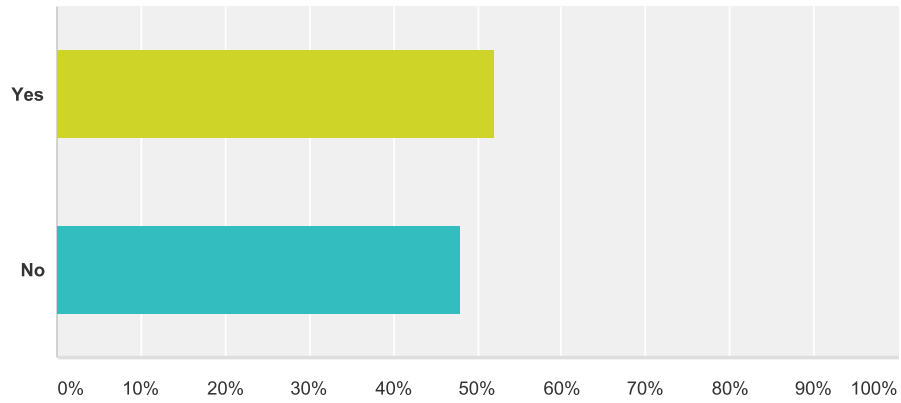
Answered: 27 Skipped: 75



Answer Choices	Responses
Yes	22.22% 6
No	77.78% 21
<b>Total</b>	<b>27</b>

**Q11 If you answered YES to Q9: Is this mooring in Bath and North East Somerset (between Hanham and Dundas)?**

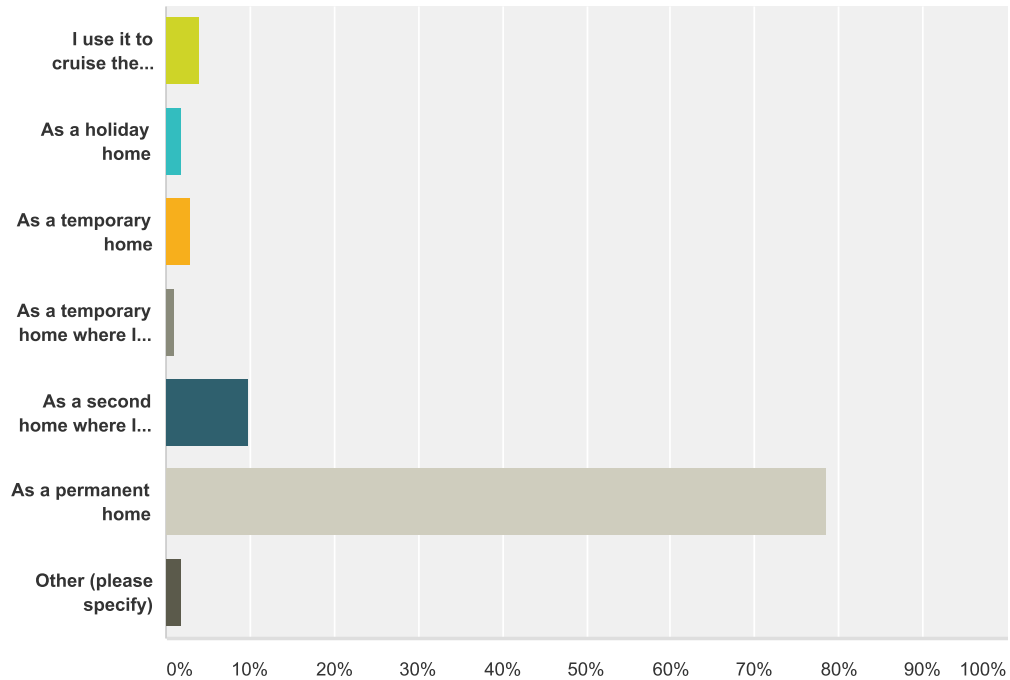
Answered: 25 Skipped: 77



Answer Choices	Responses	
Yes	52.00%	13
No	48.00%	12
<b>Total</b>		<b>25</b>

### Q12 Which of the following options best describes how you use your boat most of the time?

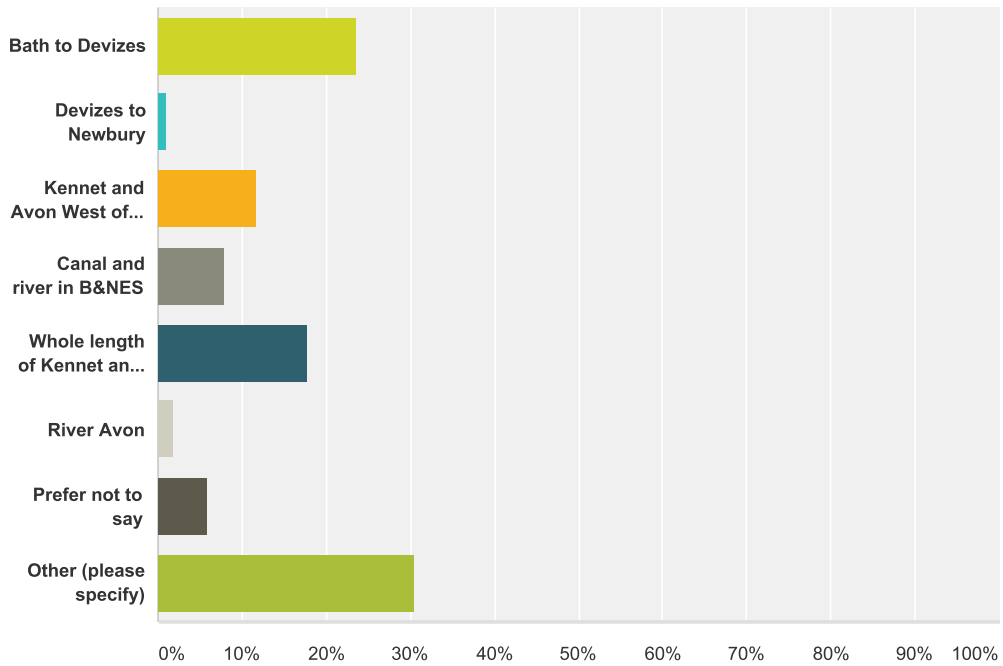
Answered: 102 Skipped: 0



Answer Choices	Responses
I use it to cruise the waterways in my leisure time	3.92% 4
As a holiday home	1.96% 2
As a temporary home	2.94% 3
As a temporary home where I live when at work	0.98% 1
As a second home where I live for extended periods / as an alternative to my main residence	9.80% 10
As a permanent home	78.43% 80
Other (please specify)	1.96% 2
<b>Total</b>	<b>102</b>

### Q13 What is your cruising area?

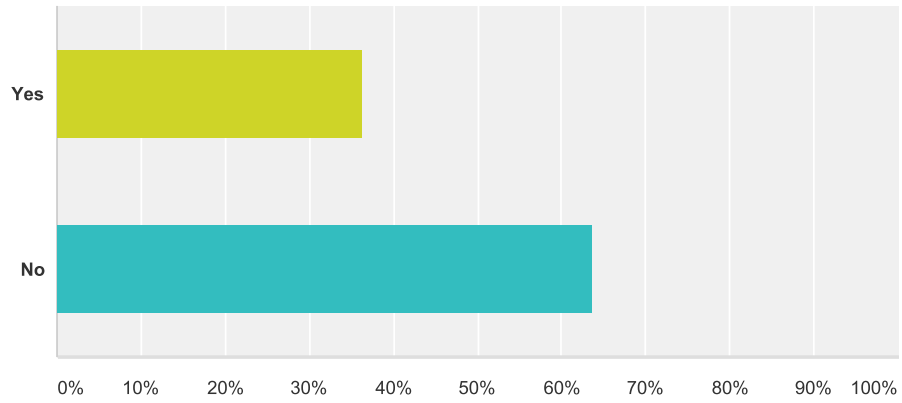
Answered: 102 Skipped: 0



Answer Choices	Responses
Bath to Devizes	23.53% 24
Devizes to Newbury	0.98% 1
Kennet and Avon West of Devizes	11.76% 12
Canal and river in B&NES	7.84% 8
Whole length of Kennet and Avon	17.65% 18
River Avon	1.96% 2
Prefer not to say	5.88% 6
Other (please specify)	30.39% 31
<b>Total</b>	<b>102</b>

### Q14 Do you regularly cruise on the River Avon?

Answered: 102 Skipped: 0



Answer Choices	Responses	
Yes	36.27%	37
No	63.73%	65
<b>Total</b>		<b>102</b>

**Q15 If you answered NO to Q14: What would encourage you to cruise the River Avon more regularly?**

Answered: 60 Skipped: 42

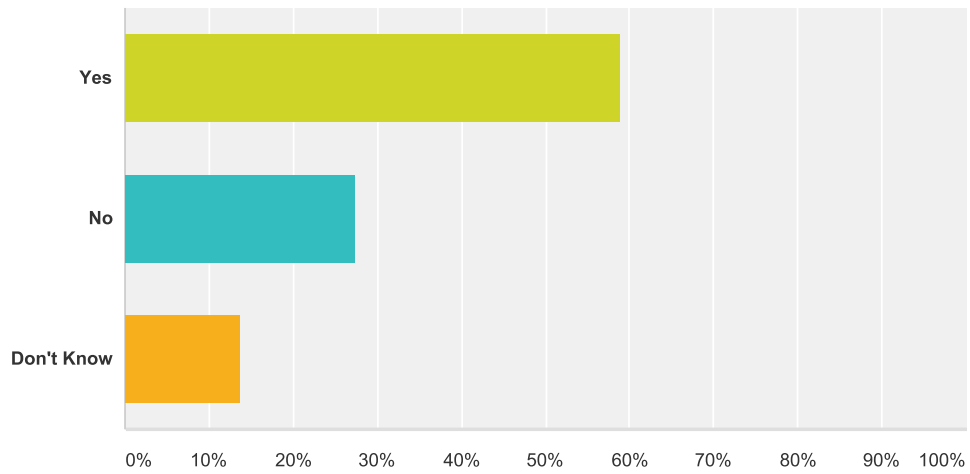
**Q16 If you answered NO to Q14: Is there anything that puts you off cruising the River Avon more regularly?**

Answered: 54 Skipped: 48



**Q17 If permanent serviced (water, electricity, sewerage etc. ) moorings were more readily available in B&NES would you consider taking one?**

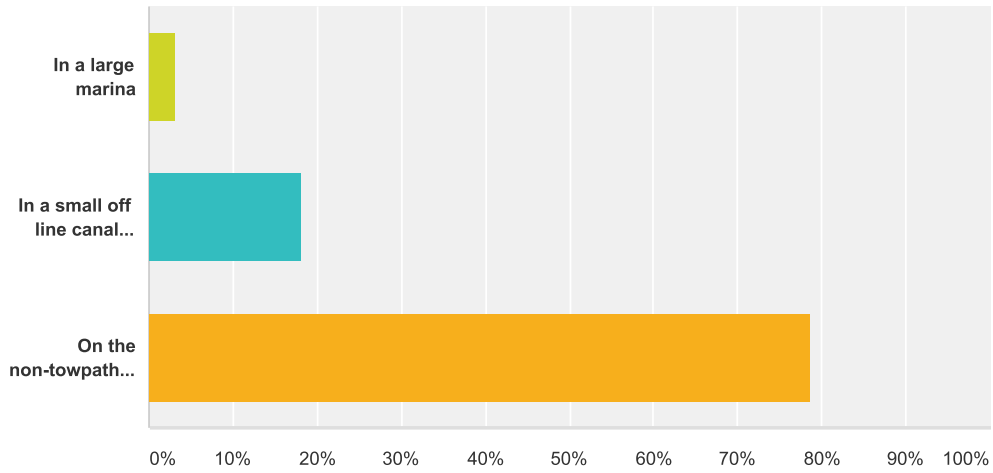
Answered: 102 Skipped: 0



Answer Choices	Responses	
Yes	58.82%	60
No	27.45%	28
Don't Know	13.73%	14
<b>Total</b>		<b>102</b>

### Q18 If you answered YES to Q17: Which type of locations would you consider taking a permanent serviced mooring?

Answered: 66 Skipped: 36



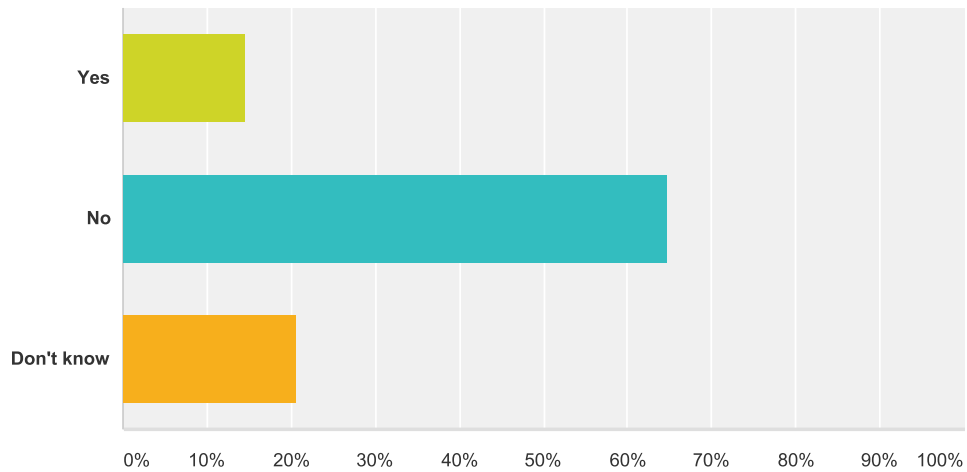
Answer Choices	Responses
In a large marina	3.03% 2
In a small off line canal basin	18.18% 12
On the non-towpath side of the main canal	78.79% 52
<b>Total</b>	<b>66</b>

**Q19 If you answered YES to Q17: What do you consider to a reasonable price per month?**

Answered: 64 Skipped: 38

**Q20 Would you consider alternatives to living on a boat such as living in similar accommodation on land (e.g. Tiny Homes)? (Tiny Homes are homes of between 100 and 400 square feet (10-40m<sup>2</sup>) floor area either on wheels or on a foundation.)**

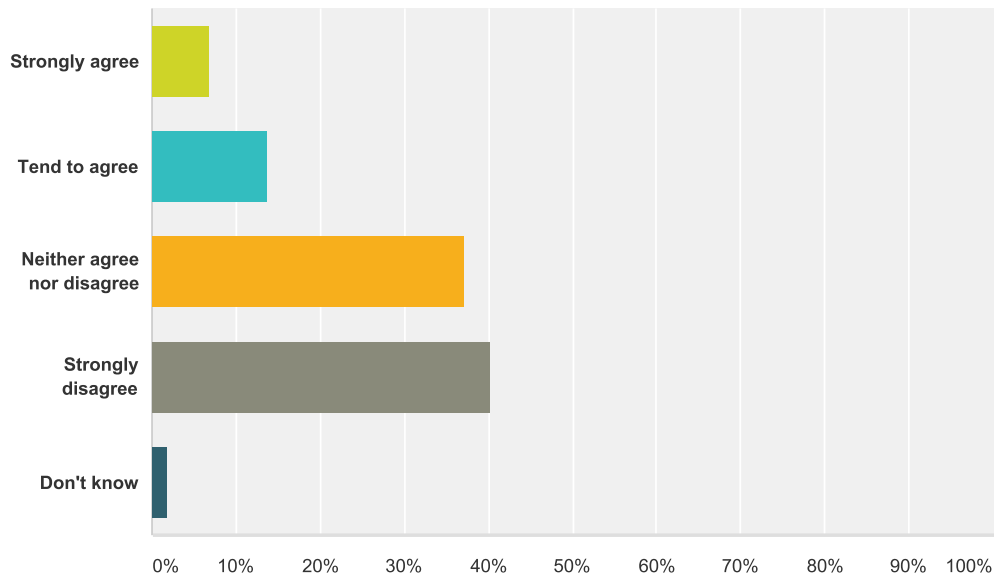
Answered: 102 Skipped: 0



Answer Choices	Responses
Yes	14.71% 15
No	64.71% 66
Don't know	20.59% 21
<b>Total</b>	<b>102</b>

### Q21 To what extent to you agree or disagree that a lower cost of living is your main reason for living on a boat?

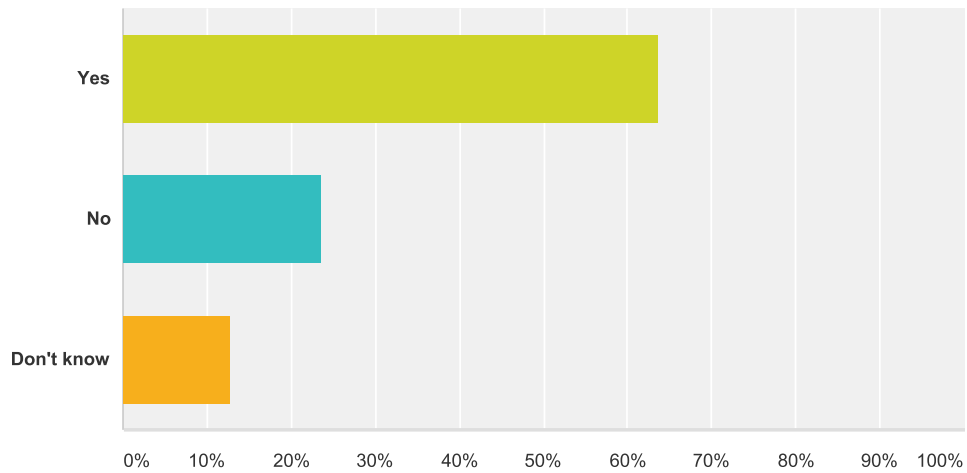
Answered: 102 Skipped: 0



Answer Choices	Responses
Strongly agree	6.86% 7
Tend to agree	13.73% 14
Neither agree nor disagree	37.25% 38
Strongly disagree	40.20% 41
Don't know	1.96% 2
<b>Total</b>	<b>102</b>

**Q22 When cruising would you consider paying for short term serviced moorings where services were included (e.g. laundrette, showers, pump out, electricity hook up)?**

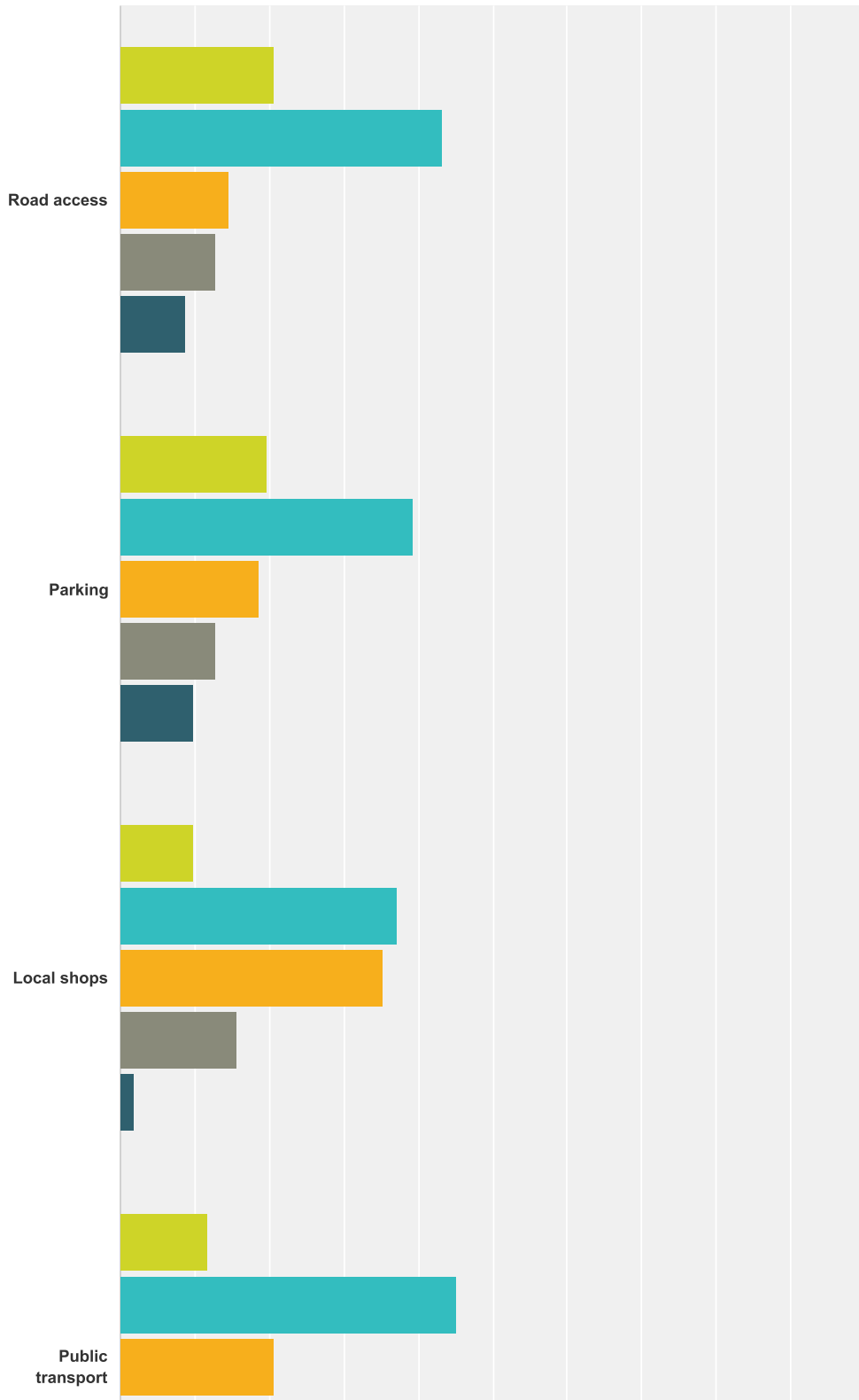
Answered: 102 Skipped: 0

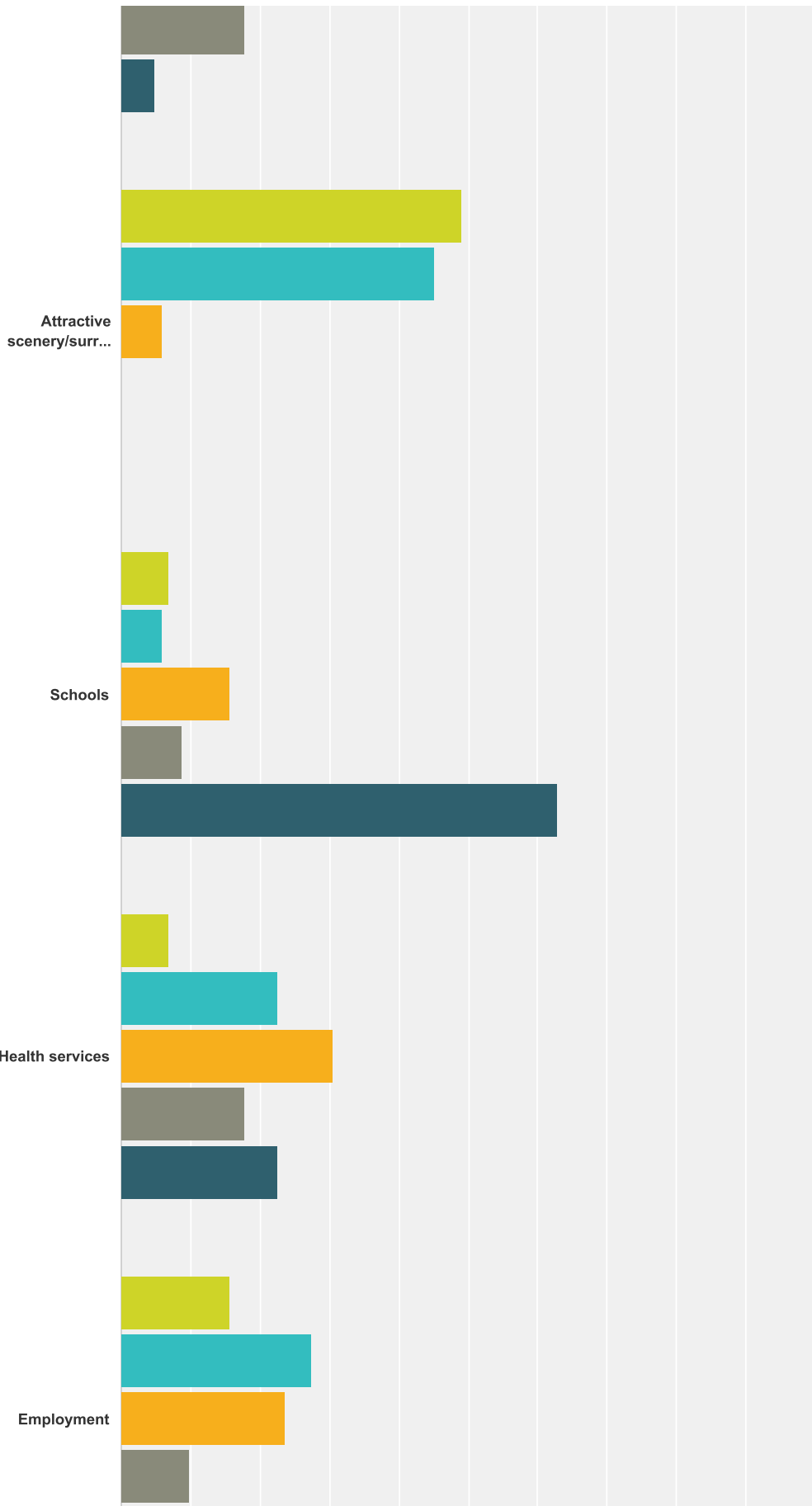


Answer Choices	Responses
Yes	63.73% 65
No	23.53% 24
Don't know	12.75% 13
<b>Total</b>	<b>102</b>

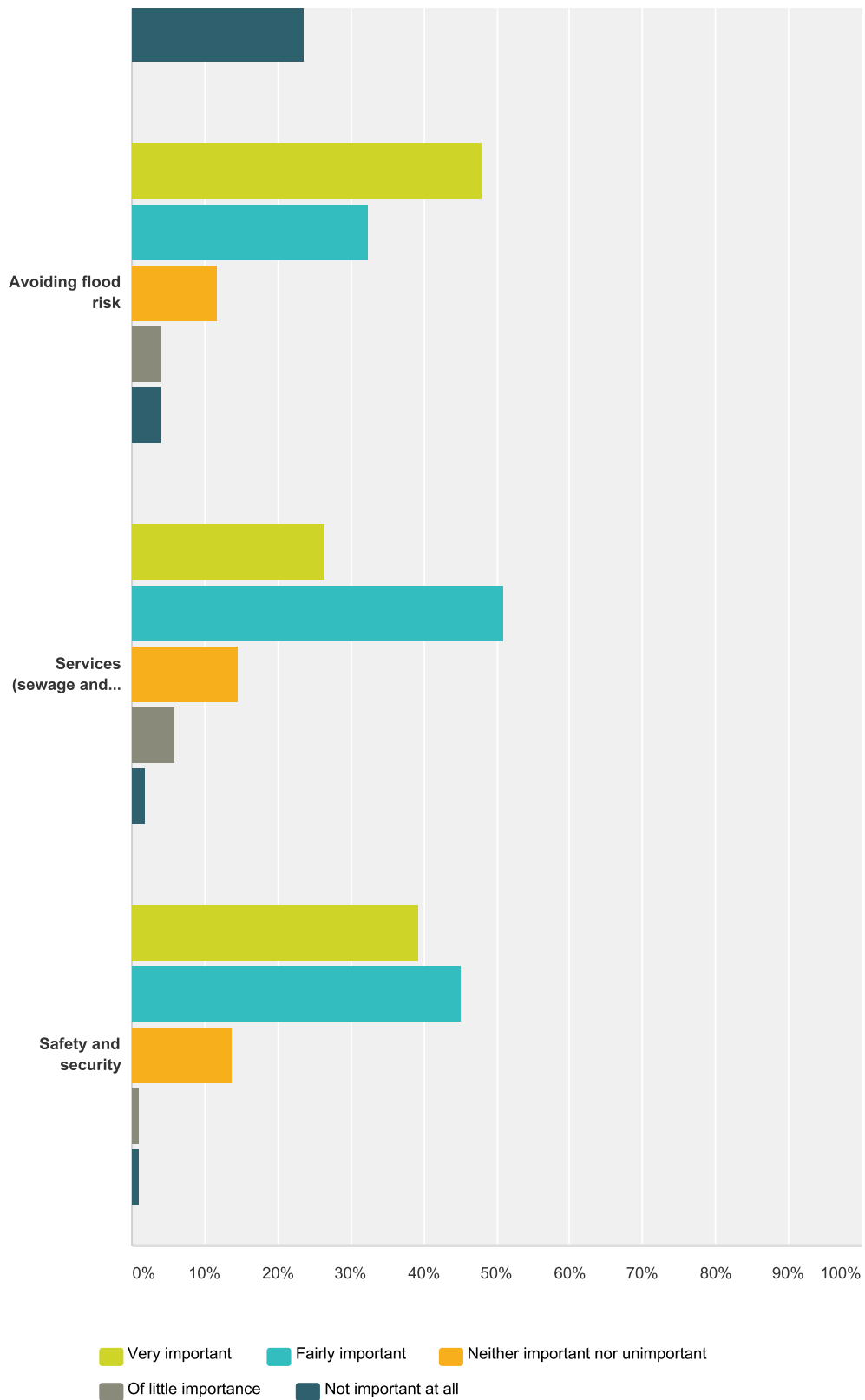
### Q23 When choosing where to moor (whilst cruising) how important are the following factors?

Answered: 102 Skipped: 0







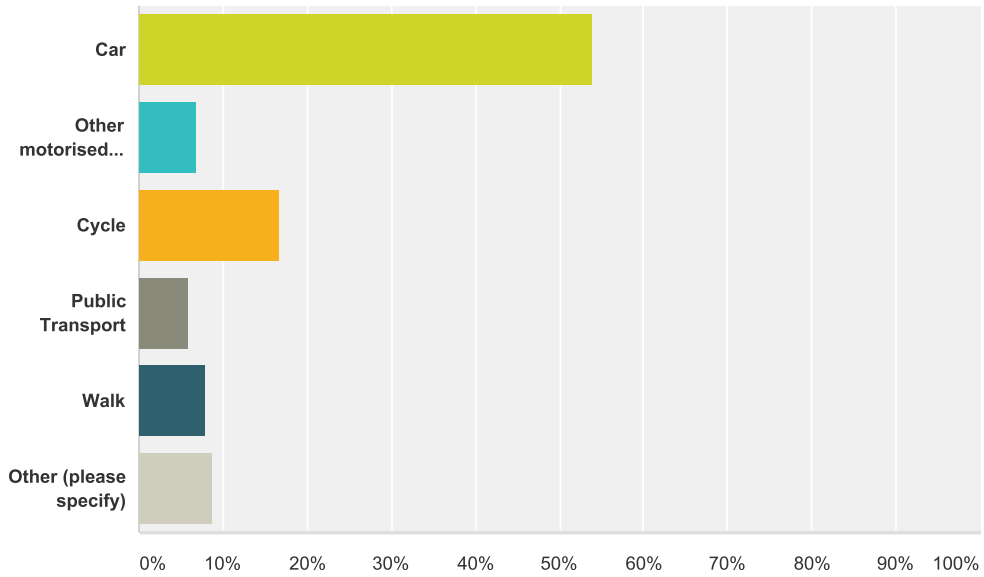


	Very important	Fairly important	Neither important nor unimportant	Of little importance	Not important at all	Total
Road access	20.59% 21	43.14% 44	14.71% 15	12.75% 13	8.82% 9	102

Parking	<b>19.61%</b> 20	<b>39.22%</b> 40	<b>18.63%</b> 19	<b>12.75%</b> 13	<b>9.80%</b> 10	102
Local shops	<b>9.80%</b> 10	<b>37.25%</b> 38	<b>35.29%</b> 36	<b>15.69%</b> 16	<b>1.96%</b> 2	102
Public transport	<b>11.76%</b> 12	<b>45.10%</b> 46	<b>20.59%</b> 21	<b>17.65%</b> 18	<b>4.90%</b> 5	102
Attractive scenery/surroundings	<b>49.02%</b> 50	<b>45.10%</b> 46	<b>5.88%</b> 6	<b>0.00%</b> 0	<b>0.00%</b> 0	102
Schools	<b>6.86%</b> 7	<b>5.88%</b> 6	<b>15.69%</b> 16	<b>8.82%</b> 9	<b>62.75%</b> 64	102
Health services	<b>6.86%</b> 7	<b>22.55%</b> 23	<b>30.39%</b> 31	<b>17.65%</b> 18	<b>22.55%</b> 23	102
Employment	<b>15.69%</b> 16	<b>27.45%</b> 28	<b>23.53%</b> 24	<b>9.80%</b> 10	<b>23.53%</b> 24	102
Avoiding flood risk	<b>48.04%</b> 49	<b>32.35%</b> 33	<b>11.76%</b> 12	<b>3.92%</b> 4	<b>3.92%</b> 4	102
Services (sewage and rubbish etc.)	<b>26.47%</b> 27	<b>50.98%</b> 52	<b>14.71%</b> 15	<b>5.88%</b> 6	<b>1.96%</b> 2	102
Safety and security	<b>39.22%</b> 40	<b>45.10%</b> 46	<b>13.73%</b> 14	<b>0.98%</b> 1	<b>0.98%</b> 1	102

### Q24 What is your main mode of travel, aside from your boat?

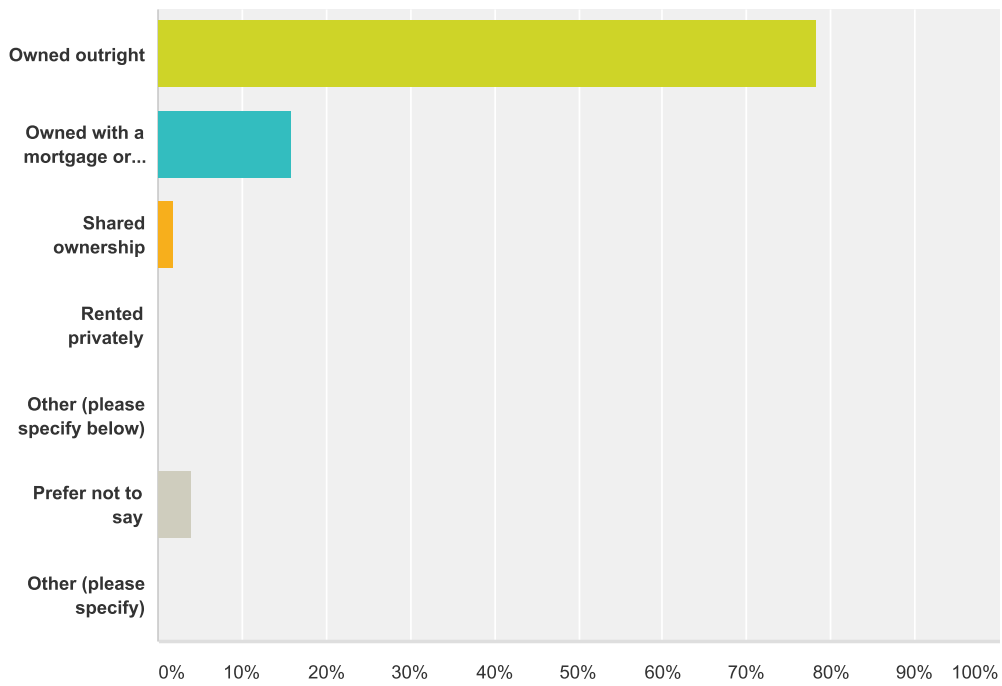
Answered: 102 Skipped: 0



Answer Choices	Responses	Count
Car	53.92%	55
Other motorised vehicle (e.g. motorbike/van)	6.86%	7
Cycle	16.67%	17
Public Transport	5.88%	6
Walk	7.84%	8
Other (please specify)	8.82%	9
<b>Total</b>		<b>102</b>

### Q25 Is your boat...

Answered: 101 Skipped: 1



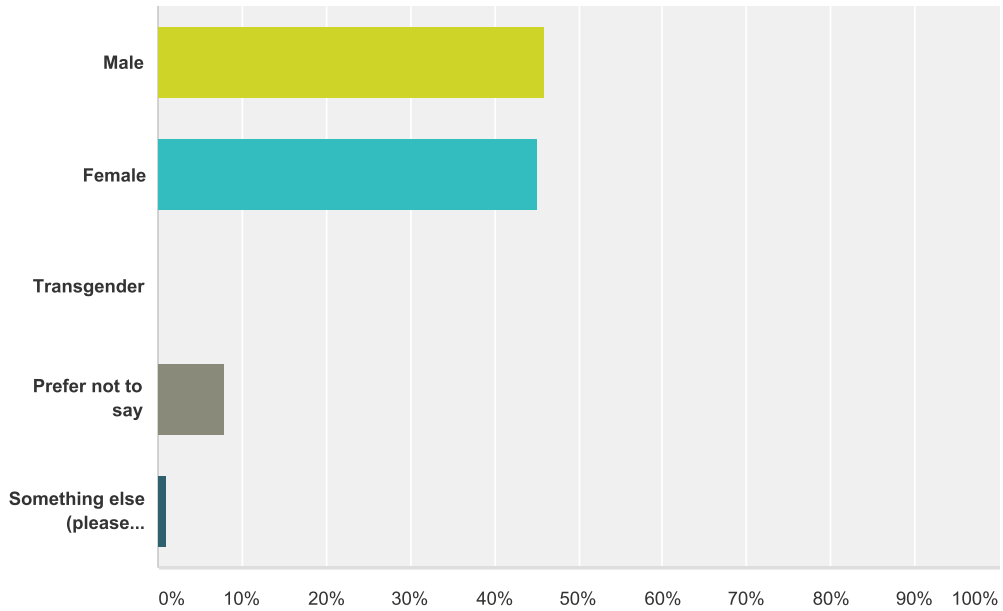
Answer Choices	Responses	Count
Owned outright	78.22%	79
Owned with a mortgage or loan	15.84%	16
Shared ownership	1.98%	2
Rented privately	0.00%	0
Other (please specify below)	0.00%	0
Prefer not to say	3.96%	4
Other (please specify)	0.00%	0
<b>Total</b>		<b>101</b>

**Q26 What would be the top three improvements you would like to see to the Canal and River network, and where would these be located?**

Answered: 92 Skipped: 10

### Q27 Optional: How do you define your gender?

Answered: 100 Skipped: 2



Answer Choices	Responses	Count
Male	46.00%	46
Female	45.00%	45
Transgender	0.00%	0
Prefer not to say	8.00%	8
Something else (please specify)	1.00%	1
<b>Total</b>		<b>100</b>