

Census 2011 Theme Summary – Work and Economy

- This report summarises data held in the 2011 Census against the following tables:
 - KS601-603 Economic Activity (Males and Females)
 - KS604 – Hours Worked
 - KS605-607 Industry (Males and Females)
 - KS608-610 Occupation (Males and Females)
 - KS611-613 NS-Sec (Males and Females)
- To download other summaries or find out more about the Census, please visit:

www.bathnes.gov.uk/jsna

or contact:

research@bathnes.gov.uk

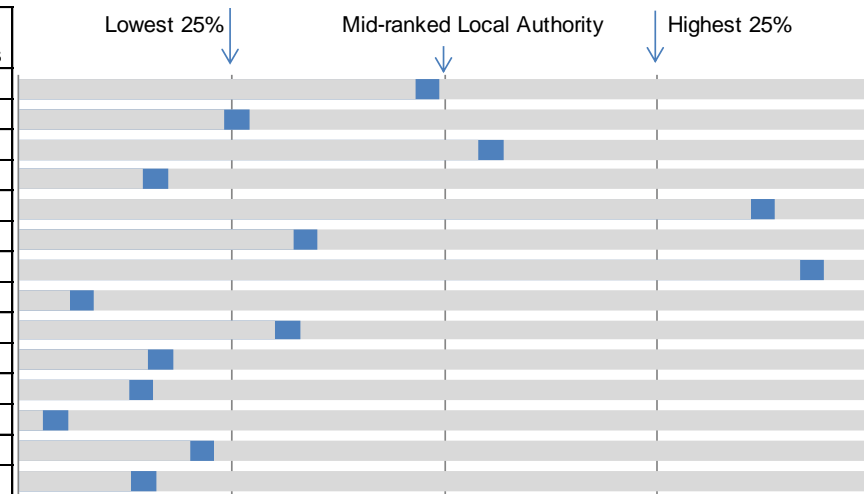
All data information is ©Crown Copyright 2012, all rights reserved, to download raw data, visit:
<http://www.ons.gov.uk/ons/publications/re-reference-tables.html?edition=tcm%3A77-286262>

The data held in these reports highlights;

- The actual number for 2011 in B&NES
- The percentage of people responding to each question for
 - B&NES
 - South West
 - England & Wales
- Graphs showing a broad comparison with other English & Welsh local authorities is also provided.

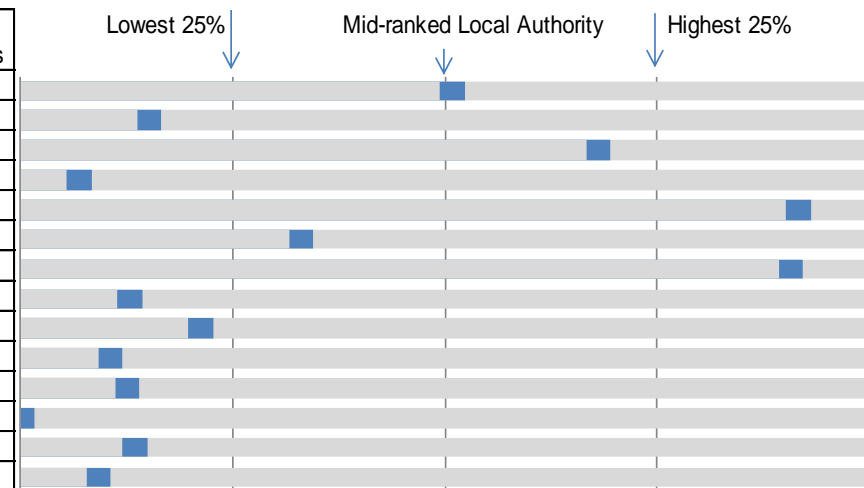
Economic Activity (Males)

	Value B&NES	Rates		
		B&NES	South West	England & Wales
Economically active: Employee: Part-time	3681	5.7	6.1	6.1
Economically active: Employee: Full-time	28579	44.4	46.8	46.6
Economically active: Self-employed	9570	14.9	15.5	13.8
Economically active: Unemployed	2142	3.3	3.9	5.3
Economically active: Full-time student	2915	4.5	2.9	3.2
Economically inactive: Retired	7563	11.7	13.6	11.9
Economically inactive: Student	6924	10.7	5.1	6
Economically inactive: Looking after home or family	311	0.5	0.7	0.8
Economically inactive: Long-term sick or disabled	1927	3	3.8	4.4
Economically inactive: Other	825	1.3	1.6	2
Unemployed: Age 16 to 24	624	1	1.2	1.5
Unemployed: Age 50 to 74	491	0.8	0.9	1.1
Unemployed: Never worked	255	0.4	0.5	0.8
Long-term unemployed	718	1.1	1.3	2



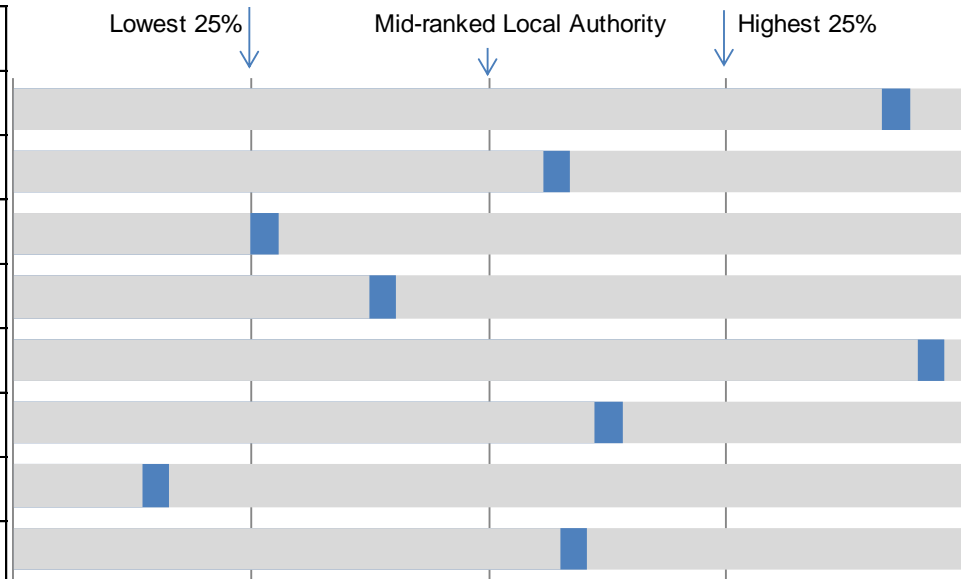
Economic Activity (Females)

	Value B&NES	Rates		
		B&NES	South West	England & Wales
Economically active: Employee: Part-time	15137	22.9	24	21.2
Economically active: Employee: Full-time	17788	26.9	28.2	30.5
Economically active: Self-employed	4736	7.2	7.1	5.7
Economically active: Unemployed	1406	2.1	2.6	3.5
Economically active: Full-time student	3798	5.7	3.5	3.7
Economically inactive: Retired	10333	15.6	18	15.7
Economically inactive: Student	6285	9.5	4.7	5.7
Economically inactive: Looking after home or family	3978	6	6.7	7.8
Economically inactive: Long-term sick or disabled	1683	2.5	3.4	3.9
Economically inactive: Other	969	1.5	1.8	2.4
Unemployed: Age 16 to 24	345	0.5	0.7	0.9
Unemployed: Age 50 to 74	245	0.4	0.5	0.5
Unemployed: Never worked	133	0.2	0.3	0.6
Long-term unemployed	574	0.9	1.1	1.5



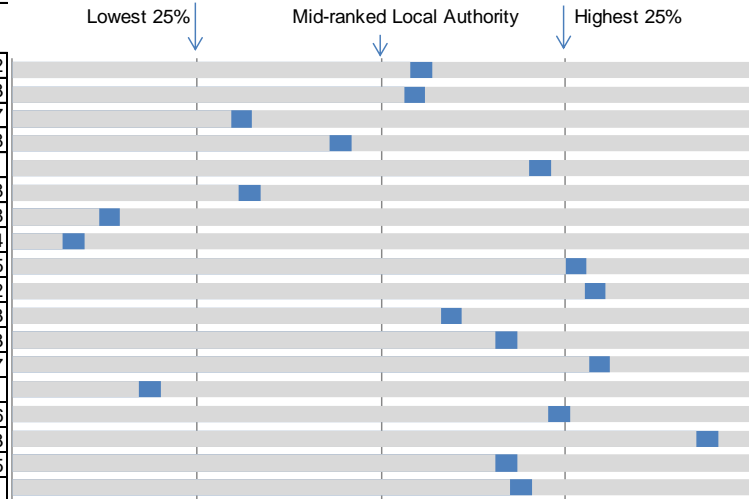
Hours Worked (Males and Females)

	Value B&NES	Rates		
		B&NES	South West	England & Wales
Males: Part-time: 15 hours or less worked	3282	3.9	3.2	3
Males: Part-time: 16 to 30 hours worked	4183	4.9	5	5.2
Males: Full-time: 31 to 48 hours worked	28225	33.3	34.2	34.5
Males: Full-time: 49 or more hours worked	8393	9.9	10.3	10.1
Females: Part-time: 15 hours or less worked	7554	8.9	7.5	6.5
Females: Part-time: 16 to 30 hours worked	13136	15.5	15.6	14.3
Females: Full-time: 31 to 48 hours worked	17427	20.5	21.2	23.2
Females: Full-time: 49 or more hours worked	2658	3.1	3	3.1



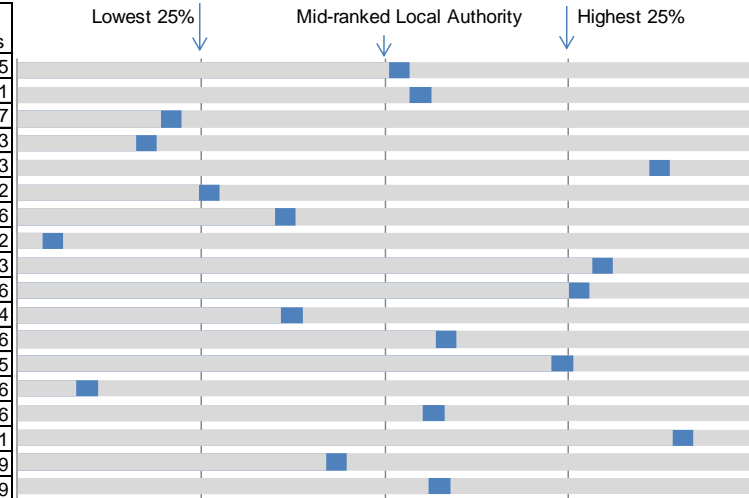
Industry (Males)

	Value	Rates		
	B&NES	B&NES	South West	England & Wales
A Agriculture, forestry and fishing	410	0.9	2.3	1.2
B Mining and quarrying	95	0.2	0.3	0.3
C Manufacturing	4631	10.5	13.1	12.7
D Electricity, gas, steam and air conditioning supply	295	0.7	0.8	0.8
E Water supply; sewerage, waste management and remediation activities	588	1.3	1.2	1.1
F Construction	5484	12.4	13.5	12.8
G Wholesale and retail trade; repair of motor vehicles and motor cycles	6075	13.8	15.8	15.8
H Transport and storage	2160	4.9	6.1	7.4
I Accommodation and food service activities	2555	5.8	5.3	5
J Information and communication	3104	7	4.4	5.2
K Financial and insurance activities	1594	3.6	3.4	4.3
L Real estate activities	595	1.3	1.2	1.3
M Professional, scientific and technical activities	3683	8.4	6	6.7
N Administrative and support service activities	1916	4.3	4.8	5.1
O Public administration and defence; compulsory social security	3149	7.1	8.1	6
P Education	3507	8	5.1	5.3
Q Human health and social work activities	2376	5.4	4.9	5
R, S, T, U Other	1866	4.2	3.8	4.1



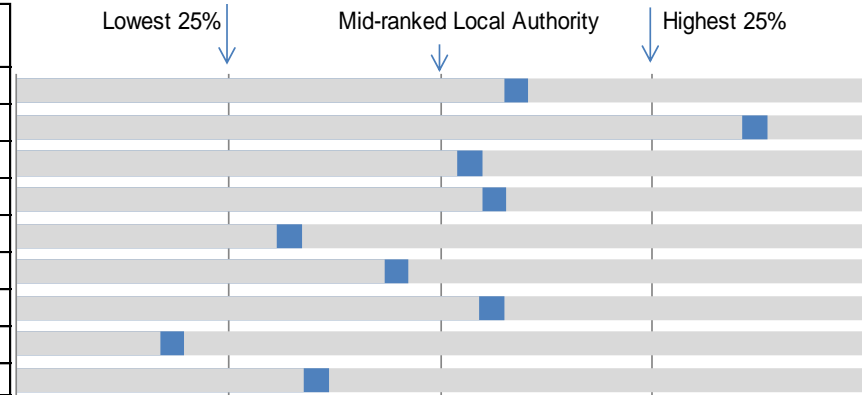
Industry (Females)

	Value	Rates		
	B&NES	B&NES	South West	England & Wales
A Agriculture, forestry and fishing	148	0.4	1	0.5
B Mining and quarrying	17	0	0.1	0.1
C Manufacturing	1393	3.4	4.5	4.7
D Electricity, gas, steam and air conditioning supply	39	0.1	0.3	0.3
E Water supply; sewerage, waste management and remediation activities	204	0.5	0.3	0.3
F Construction	726	1.8	1.9	2
G Wholesale and retail trade; repair of motor vehicles and motor cycles	6401	15.7	16.6	16
H Transport and storage	524	1.3	1.8	2.2
I Accommodation and food service activities	3065	7.5	7.4	6.3
J Information and communication	1295	3.2	2	2.6
K Financial and insurance activities	1274	3.1	4.1	4.4
L Real estate activities	675	1.7	1.6	1.6
M Professional, scientific and technical activities	2944	7.2	5.8	6.5
N Administrative and support service activities	1399	3.4	4.1	4.6
O Public administration and defence; compulsory social security	2406	5.9	5.9	6
P Education	7276	17.8	14.8	15.1
Q Human health and social work activities	8552	21	21.8	20.9
R, S, T, U Other	2437	6	6	5.9



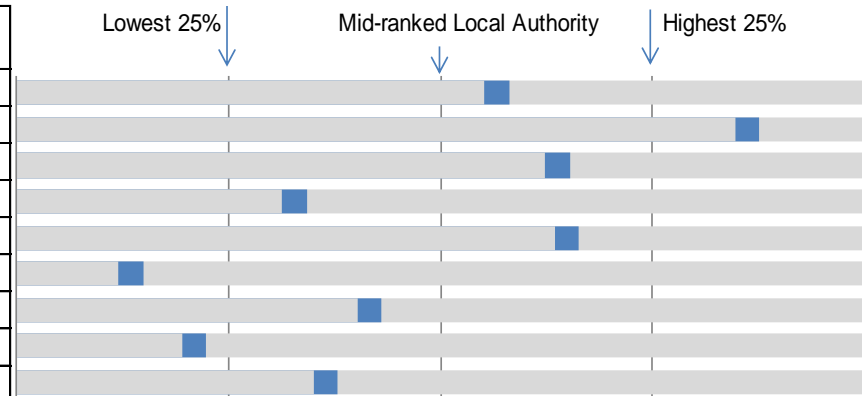
Occupation (Males)

	Value B&NES	Rates		
		B&NES	South West	England & Wales
1. Managers, directors and senior officials	6215	14.1	13.3	13.2
2. Professional occupations	9510	21.6	15.6	16.3
3. Associate professional and technical occupations	5951	13.5	13.6	13.9
4. Administrative and secretarial occupations	1986	4.5	4.3	4.8
5. Skilled trades occupations	8294	18.8	22.5	19.3
6. Caring, leisure and other service occupations	1323	3	3.1	3.3
7. Sales and customer service occupations	2367	5.4	5.4	5.7
8. Process, plant and machine operatives	3895	8.8	11	12
9. Elementary occupations	4542	10.3	11.2	11.5



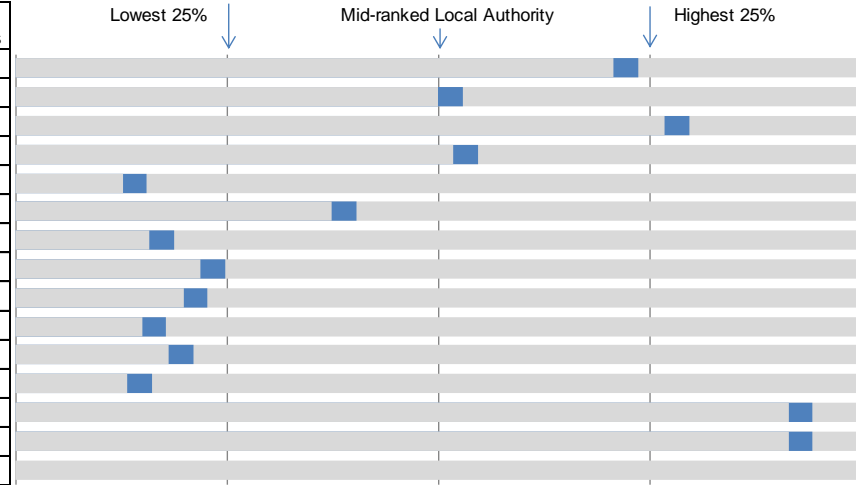
Occupation (Females)

	Value B&NES	Rates		
		B&NES	South West	England & Wales
1. Managers, directors and senior officials	3483	8.5	8.5	8
2. Professional occupations	9127	22.4	17.6	18.6
3. Associate professional and technical occupations	4636	11.4	10.5	11.4
4. Administrative and secretarial occupations	7309	17.9	18.5	18.9
5. Skilled trades occupations	1179	2.9	3.3	2.7
6. Caring, leisure and other service occupations	5926	14.5	17.2	16.3
7. Sales and customer service occupations	4483	11	11.8	11.5
8. Process, plant and machine operatives	485	1.2	1.8	1.9
9. Elementary occupations	4147	10.2	10.8	10.7



NS-SeC (Males)

	Value	Rates		
	B&NES	B&NES	South West	England & Wales
1. Higher managerial, administrative and professional occupations	10807	16.8	14	13.5
1.1 Large employers and higher managerial and administrative occupations	2059	3.2	3.3	3.1
1.2 Higher professional occupations	8748	13.6	10.7	10.4
2. Lower managerial, administrative and professional occupations	12912	20	19.8	19.2
3. Intermediate occupations	3495	5.4	6.5	6.7
4. Small employers and own account workers	8458	13.1	15.4	13.3
5. Lower supervisory and technical occupations	5343	8.3	10.4	10
6. Semi-routine occupations	5726	8.9	10.5	10.6
7. Routine occupations	6325	9.8	12.4	12.9
8. Never worked and long-term unemployed	1632	2.5	3.1	4.7
L14.1 Never worked	914	1.4	1.8	2.7
L14.2 Long-term unemployed	718	1.1	1.3	2
Not classified	9739	15.1	7.9	9
L15 Full-time students	9739	15.1	7.9	9
L17 Not classifiable for other reasons	0	0	0	0



NS-SeC (Females)

	Value	Rates		
	B&NES	B&NES	South West	England & Wales
1. Higher managerial, administrative and professional occupations	5787	8.8	6.6	7.1
1.1 Large employers and higher managerial and administrative occupations	1159	1.8	1.6	1.7
1.2 Higher professional occupations	4628	7	5	5.4
2. Lower managerial, administrative and professional occupations	16187	24.5	23.4	22.4
3. Intermediate occupations	11230	17	19	18.7
4. Small employers and own account workers	4150	6.3	7.3	5.6
5. Lower supervisory and technical occupations	2214	3.3	4.3	4
6. Semi-routine occupations	10087	15.3	19	17.5
7. Routine occupations	4680	7.1	8.7	9.3
8. Never worked and long-term unemployed	1853	2.8	3.7	6.5
L14.1 Never worked	1279	1.9	2.6	5
L14.2 Long-term unemployed	574	0.9	1.1	1.5
Not classified	9925	15	8	9
L15 Full-time students	9925	15	8	9
L17 Not classifiable for other reasons	0	0	0	0

