

Census 2011 Theme Summary – Homes & Housing

- This report summarises data held in the 2011 Census against the following tables:
 - KS104 Living Arrangements
 - KS105 Household Composition
 - KS107 Lone Parent Households with Dependent Children
 - KS401 Dwellings, Household Spaces and Accommodation Type
 - KS402 Tenure
 - KS405 Communal Establishment Residents
 - QS403 Rooms, Bedrooms and Central Heating
- To download other summaries or find out more about the Census, please visit:

www.bathnes.gov.uk/jsna

or contact:

research@bathnes.gov.uk

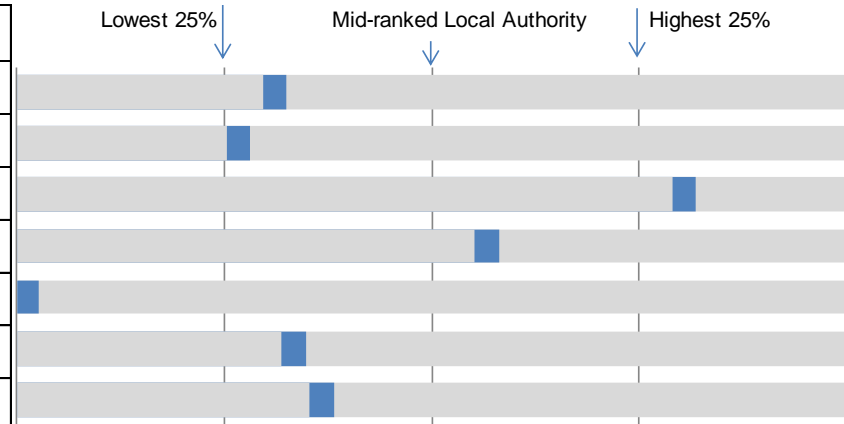
All data information is ©Crown Copyright 2012, all rights reserved, to download raw data, visit:
<http://www.ons.gov.uk/ons/publications/re-reference-tables.html?edition=tcm%3A77-286262>

The data held in these reports highlights;

- The actual number for 2011 in B&NES
- The percentage of people responding to each question for
 - B&NES
 - South West
 - England & Wales
- Graphs showing a broad comparison with other English & Welsh local authorities is also provided.

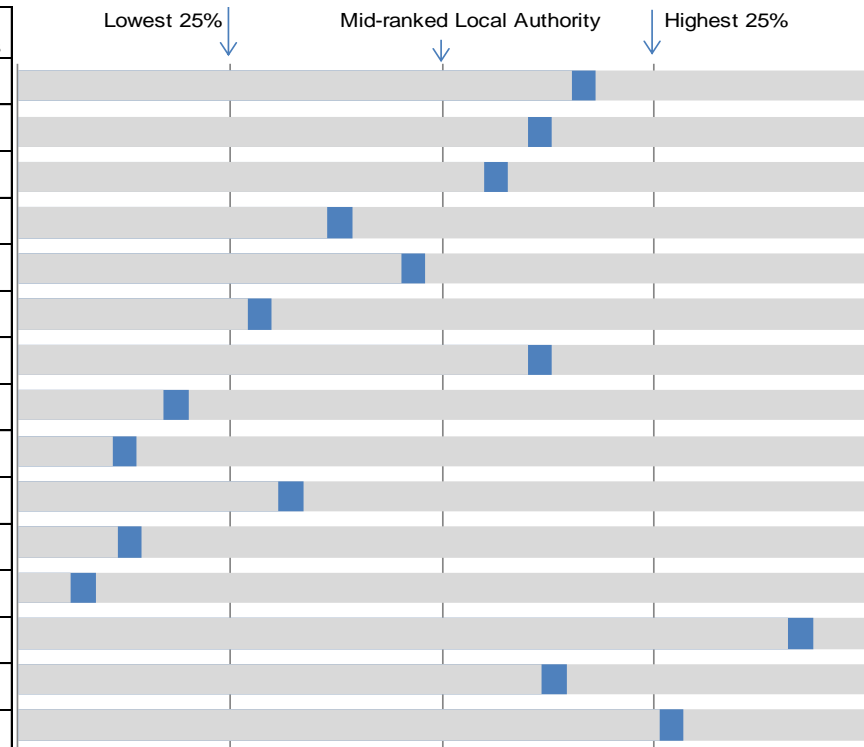
Living Arrangements

	Value	Rates		
	B&NES	B&NES	South West	England & Wales
Living in a couple: Married or in a registered same-sex civil partnership	65130	46.3	48.8	45.9
Living in a couple: Cohabiting	15680	11.1	12.3	11.9
Not living in a couple: Single (never married or never registered a same-sex civil partnership)	38712	27.5	22.3	25.8
Not living in a couple: Married or in a registered same-sex civil partnership	1546	1.1	1.1	1.4
Not living in a couple: Separated (but still legally married or still legally in a same-sex civil partnership)	2101	1.5	1.8	2.1
Not living in a couple: Divorced or formerly in a same-sex civil partnership which is now legally	8728	6.2	6.9	6.6
Not living in a couple: Widowed or surviving partner from a same-sex civil partnership	8778	6.2	6.7	6.3



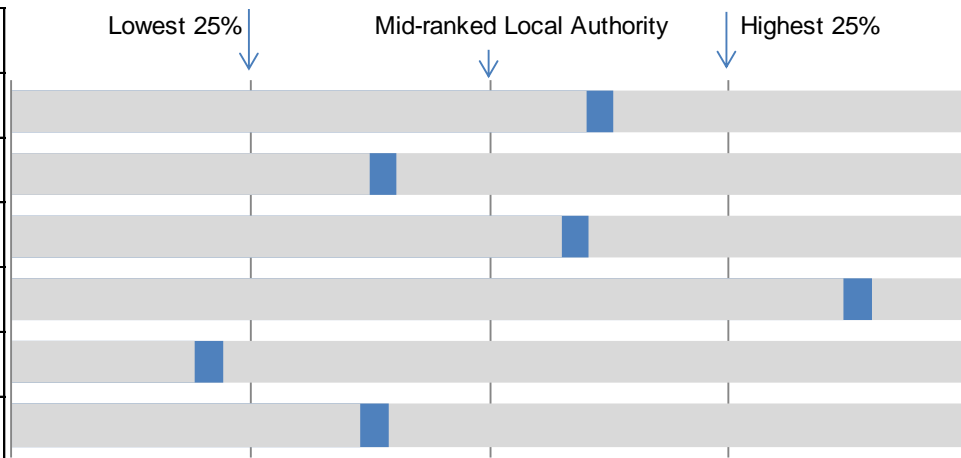
Household Composition

	Value	Rates		
	B&NES	B&NES	South West	England & Wales
One person household: Aged 65 and over	9992	13.6	13.8	12.4
One person household: Other	12543	17.1	16.5	17.8
One family only: All aged 65 and over	6958	9.5	10.1	8.2
One family only: Married or same-sex civil partnership couple: No children	9388	12.8	14.1	12.3
One family only: Married or same-sex civil partnership couple: Dependent children	11217	15.3	14.7	15.2
One family only: Married or same-sex civil partnership couple: All children non-dependent	3954	5.4	5.2	5.6
One family only: Cohabiting couple: No children	3979	5.4	5.6	5.3
One family only: Cohabiting couple: Dependent children	2542	3.5	3.9	4.1
One family only: Cohabiting couple: All children non-dependent	282	0.4	0.4	0.5
One family only: Lone parent: Dependent children	4210	5.7	5.9	7.2
One family only: Lone parent: All children non-dependent	2063	2.8	2.9	3.5
Other household types: With dependent children	1142	1.6	1.9	2.6
Other household types: All full-time students	1822	2.5	0.6	0.6
Other household types: All aged 65 and over	230	0.3	0.3	0.3
Other household types: Other	3193	4.3	4	4.4



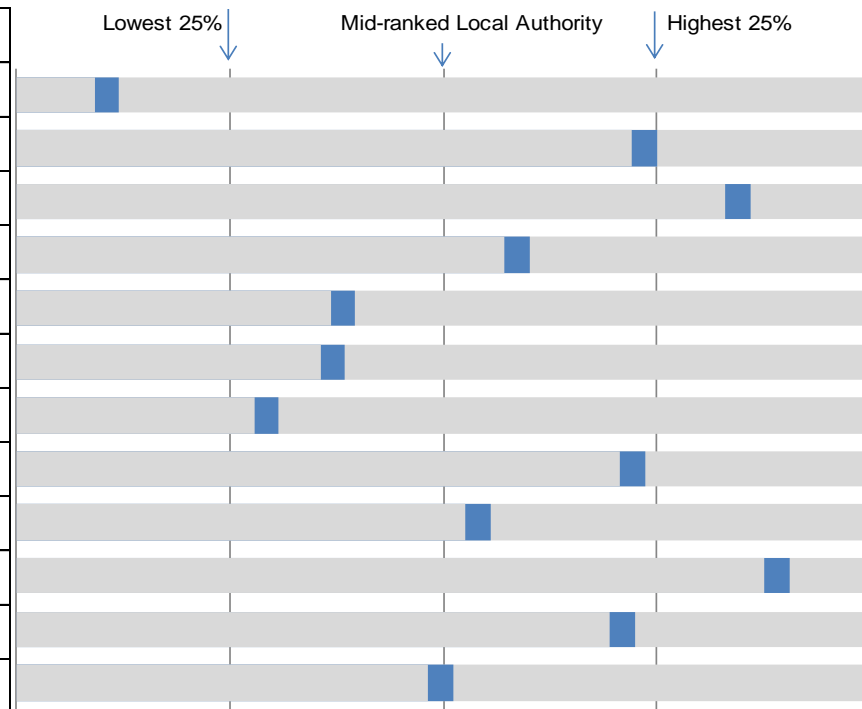
Lone Parent Households with Dependent Children

	Value	Rates		
	B&NES	B&NES	South West	England & Wales
Male lone parent: In part-time employment	64	1.5	1.8	1.4
Male lone parent: In full-time employment	229	5.5	6.1	5.1
Male lone parent: Not in employment	133	3.2	3	3.2
Female lone parent: In part-time employment	1633	39.2	37.7	32
Female lone parent: In full-time employment	784	18.8	18.7	20.9
Female lone parent: Not in employment	1325	31.8	32.7	37.4



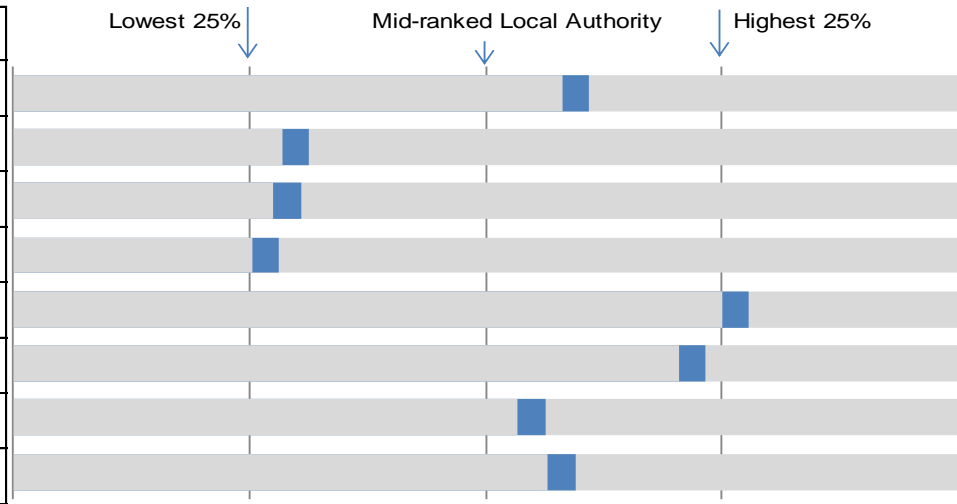
Dwellings, Household Spaces and Accommodation Type

	Value	Rates		
	B&NES	B&NES	South West	England & Wales
Unshared dwelling	75821	99.9	99.9	99.9
Shared dwelling: Two household spaces	24	0	0	0
Shared dwelling: Three or more household spaces	86	0.1	0.1	0.1
Household spaces with at least one usual resident	73515	96.3	94	95.6
Household spaces with no usual residents	2789	3.7	6	4.4
Whole house or bungalow: Detached	16524	21.7	29.8	22.6
Whole house or bungalow: Semi-detached	21350	28	27.2	30.7
Whole house or bungalow: Terraced (including end-terrace)	21318	27.9	23.2	24.7
Flat, maisonette or apartment: Purpose-built block of flats or tenement	9515	12.5	12.8	16.3
Flat, maisonette or apartment: Part of a converted or shared house (including bed-sits)	6351	8.3	5	4.2
Flat, maisonette or apartment: In a commercial building	951	1.2	1.2	1.1
Caravan or other mobile or temporary structure	295	0.4	0.8	0.4



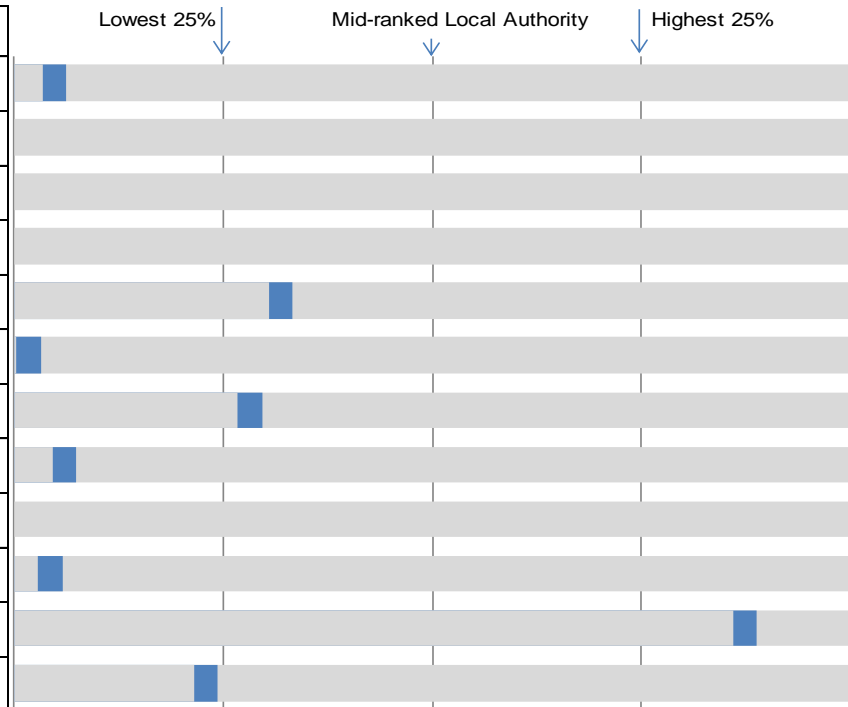
Tenure

	Value	Rates		
	B&NES	B&NES	South West	England & Wales
Owned: Owned outright	25827	35.1	35.4	30.8
Owned: Owned with a mortgage or loan	23241	31.6	32	32.7
Shared ownership (part owned and part rented)	368	0.5	0.8	0.8
Social rented: Rented from council (Local Authority)	2528	3.4	5.8	9.4
Social rented: Other	8086	11	7.5	8.2
Private rented: Private landlord or letting agency	11408	15.5	15.2	15.3
Private rented: Other	1039	1.4	1.9	1.4
Living rent free	1018	1.4	1.4	1.4



Communal Establishment Residents

	Value	Rates		
	B&NES	B&NES	South West	England & Wales
Medical and care establishment: NHS: General hospital	4	0.1	0.1	0.2
Medical and care establishment: NHS: Mental health hospital/unit (including secure units)	0	0	0.4	0.7
Medical and care establishment: NHS: Other hospital	0	0	0.1	0.2
Medical and care establishment: Local Authority: Children's home (including secure units)	0	0	0.1	0.1
Medical and care establishment: Local Authority: Care home or other home	99	1.6	1.4	1.7
Medical and care establishment: Registered Social Landlord/Housing Association	8	0.1	0.4	0.6
Medical and care establishment: Other: Care home with nursing	817	13.5	15.7	14.9
Medical and care establishment: Other: Care home without nursing	498	8.2	22.9	21.4
Medical and care establishment: Other: Children's home (including secure units)	0	0	0.2	0.3
Medical and care establishment: Other	19	0.3	1.6	1.6
Other establishments	4575	75.8	55.5	57
Establishment not stated	19	0.3	1.7	1.2



Rooms, Bedrooms and Central Heating

	Value B&NES	Rates		
		B&NES	South West	England & Wales
Does not have central heating	1698	2.3	3.6	2.7
Does have central heating	71817	97.7	96.4	97.3
Occupancy rating (rooms) of -1 or less	5072	6.9	6.4	8.5
Occupancy rating (bedrooms) of -1 or less	2213	3	2.9	4.7
Average household size	2.3	2.3	2.3	2.4
Average number of rooms per household	5.7	5.7	5.6	5.4
Average number of bedrooms per household	2.8	2.8	2.8	2.7

