

Census 2011 Theme Summary – Health and Society

- This report summarises data held in the 2011 Census against the following tables:
 - KS404 Car or Van availability
 - KS301 Health and provision of unpaid care
 - KS106 Adults not in employment and dependent children and persons
 - KS501 Qualifications and Students
- To download other summaries or find out more about the Census, please visit:

www.bathnes.gov.uk/jsna

or contact:

research@bathnes.gov.uk

All data information is ©Crown Copyright 2012, all rights reserved, to download raw data, visit:

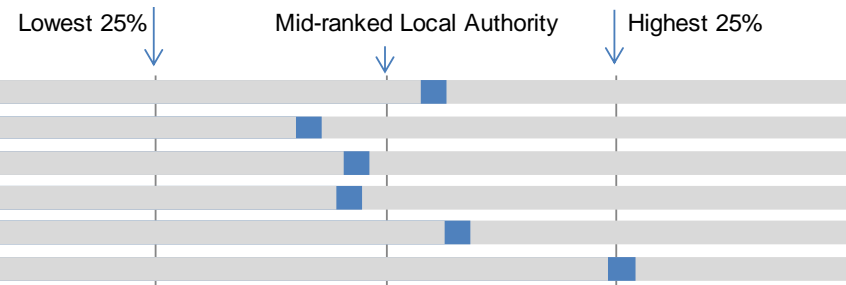
<http://www.ons.gov.uk/ons/publications/re-reference-tables.html?edition=tcm%3A77-286262>

The data held in these reports highlights;

- The actual number for 2011 in B&NES
- The percentage of people responding to each question for
 - B&NES
 - South West
 - England & Wales
- Graphs showing a broad comparison with other English & Welsh local authorities is also provided.

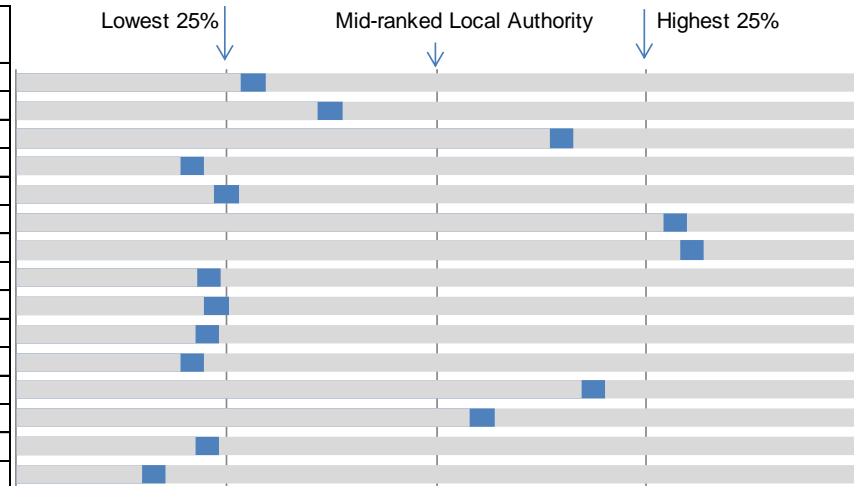
Car or Van availability

	Value	Rates		
	B&NES	B&NES	South West	England & Wales
No cars or vans in household	16158	22	18.9	25.6
1 car or van in household	31073	42.3	43.5	42.2
2 cars or vans in household	19957	27.1	28.3	24.7
3 cars or vans in household	4511	6.1	6.7	5.5
4 or more cars or vans in household	1816	2.5	2.6	1.9
All cars or vans in the area	92628			



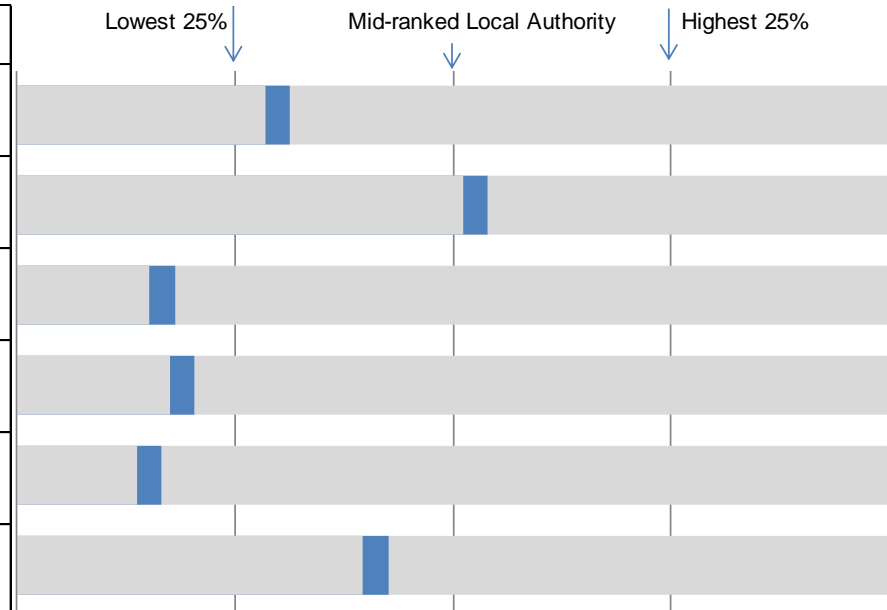
Health and provision of unpaid care

	Value	Rates		
	B&NES	B&NES	South West	England & Wales
Day-to-day activities limited a lot	12267	7	8.3	8.5
Day-to-day activities limited a little	16028	9.1	10.2	9.4
Day-to-day activities not limited	147721	83.9	81.6	82.1
Day-to-day activities limited a lot: Age 16 to 64	4505	2.6	3.3	3.7
Day-to-day activities limited a little: Age 16 to 64	7200	4.1	4.6	4.7
Day-to-day activities not limited: Age 16 to 64	102917	58.5	55	56.3
Very good health	88882	50.5	46.9	47.1
Good health	58849	33.4	34.6	34.1
Fair health	20856	11.8	13.4	13.2
Bad health	5831	3.3	4	4.3
Very bad health	1598	0.9	1.1	1.3
Provides no unpaid care	158431	90	89.2	89.7
Provides 1 to 19 hours unpaid care a week	12396	7	7.1	6.5
Provides 20 to 49 hours unpaid care a week	1989	1.1	1.3	1.4
Provides 50 or more hours unpaid care a week	3200	1.8	2.4	2.4



Adults not in employment and dependent children and persons

	Value	Rates		
	B&NES	B&NES	South West	England & Wales
No adults in employment in household: With dependent children	1967	2.7	3	4.2
No adults in employment in household: No dependent children	22531	30.6	31.4	29.4
Dependent children in household: All ages	19116	26	26.4	29.1
Dependent children in household: Age 0 to 4	7206	9.8	10.2	11.8
One person in household with a long-term health problem or disability: With dependent children	2709	3.7	4.1	4.7
One person in household with a long-term health problem or disability: No dependent children	15230	20.7	22	21.3



Qualifications and students

	Value	Rates		
	B&NES	B&NES	South West	England & Wales
No qualifications	25140	17.2	20.7	22.7
Highest qualification: Level 1	16175	11	13.6	13.3
Highest qualification: Level 2	20828	14.2	16.4	15.3
Highest qualification: Apprenticeship	5472	3.7	4.3	3.6
Highest qualification: Level 3	24095	16.5	13.2	12.3
Highest qualification: Level 4 and above	48910	33.4	27.4	27.2
Highest qualification: Other	5819	4	4.5	5.7
Students: Age 16 to 17	3758	2.6	2.6	2.7
Students: Age 18 and over	15932	10.9	4.5	5.5
Students: Age 18 to 74 In employment	4369	3	1.6	1.8
Students: Age 18 to 74 Unemployed	1030	0.7	0.3	0.5
Students: Age 18 to 74 Economically inactive	10507	7.2	2.5	3.1

