

Welcome to your new **every other week** rubbish collection service from 6 November 2017



Your pack includes:

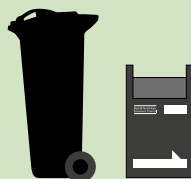
- How to use your new service
- Your 2017-18 collection calendar showing your collection day and week and Christmas changes – **check to see if your collection day has changed**
- Stickers to show how to sort your green boxes

PLUS
Advice on
how to avoid
fines – see p8

Welcome to your new rubbish collection service from 6 November 2017

Your rubbish collection is changing, but your recycling will continue to be collected weekly.

✓ Your **rubbish** will be collected **every other week** in the wheeled bin or re-usable rubbish bag we have delivered to you. **Please do not use your new wheeled bin or re-usable rubbish bag (RRB) until the new collection starts as we won't be able to collect it.**



✓ **Recycling** including **food waste** collected **every week**.



✓ **Garden waste** collected **every other week** for a charge.



Why is it changing?

To keep our streets cleaner

Wheeled bins and re-usable rubbish bags will prevent animals and birds getting into your rubbish and making a mess.

To recycle more

Thank you for recycling 53% of your rubbish in B&NES but we know that about 75% of items thrown away as rubbish could have been recycled.

Limiting the amount of rubbish you can put out will encourage everyone to make full use of the weekly recycling service.

To save money

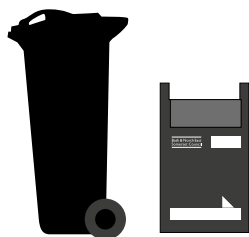
We need to keep our collection service affordable.

Right day, right week

Your collection day may have **changed** – please check your new calendar to find out which day and week your rubbish is collected.



Rubbish – using your new bin/RRB properly to help keep your community litter-free



This will be collected every other week. Please use your new bin/RRB for leftover rubbish which you cannot recycle. The more you recycle, the less you will have to put in your bin/RRB.

Your bin will have been delivered with an address label on it – it is fine if you wish to decorate your bin, but it remains the property of the Council.

- ✓ Put out your recycling and rubbish by **7am** on your collection day or after 8pm the previous evening in the containers we have provided.
- ✓ Put your bin/RRB and recycling containers at the front edge of your property where they can easily be seen – please make sure they do not obstruct the pavement or walkway.
- ✓ If you already have a re-usable rubbish bag please use your **new** one from 6 November.
- ✓ Your bin lid must be fully closed for us to collect it.
- ✓ Do not put extra rubbish bags next to your bin/RRB – we will not collect them.
- ✓ Do not put loose rubbish into your re-usable rubbish bag. Put your rubbish into tied black plastic rubbish sacks first, so that they can be removed by our crew in one lift.

Please:

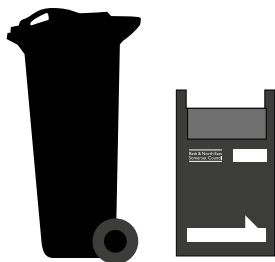
- **Do not put out your new bin/RRB for collection until 6 November**
- **Continue to put out your rubbish as you normally do until the new collection starts**
- **Put out your rubbish for collection in your new bin/RRB on your correct collection day from 6 November**

- ✓ Do not put out large or hazardous items. To prevent injury wrap sharp items or broken glass thoroughly before putting out for your rubbish collection.
- ✓ Bring your empty bin/RRB back in on your collection day as soon as you can.
- ✓ Do not hang or leave your re-usable rubbish bag on railings.

Sign up for texts to remind you when your collection is due for the first 3 months.
Text your postcode to
07520 631700

We want your street to be kept clean and tidy, so for the minority of residents who do not present their waste appropriately, we have powers to fine them.

Rubbish collected every other week



Keen to keep your street clean?

Help your neighbours recycle more and put out their rubbish and recycling in the right way. Download free materials from 6 November: www.bathnes.gov.uk/friendsofourstreet

✓ Yes please

Any items you can't recycle such as:

- ✓ Black plastic, plastic film and other plastic you can't put in your green box
- ✓ Nappies and sanitary waste
- ✓ Dog waste
- ✓ Pet litter

✗ No thanks

- ✗ NO food waste – use your food recycling bin
- ✗ NO recycling
- ✗ NO garden waste – see below
- ✗ NO hazardous waste or liquid paint – check if you can take to our Recycling Centres
- ✗ NO hot ashes – let them cool first

Additional services

We provide a variety of additional services to help you – visit www.bathnes.gov.uk/wasteservices. These include:

- ✓ **Extra free recycling containers** – order online www.bathnes.gov.uk/orderacontainer or collect from your local Recycling Centre
- ✓ **Larger 240 litre rubbish bin** for households with six or more people or two or more children in nappies
- ✓ **Bulky waste collections** – for a charge
- ✓ **Assisted collections** – if you need help to put out your rubbish and/or recycling
- ✓ **Re-usable nappies** – discounted starter packs* www.bathnes.gov.uk/realnappies
- ✓ **Garden waste collections** – every other week for a charge
- ✓ **Home compost bins** at bargain prices www.getcomposting.com
- ✓ **Three Recycling Centres** at Bath, Keynsham and Midsomer Norton




Food recycling

Use this collection for all your food scraps and unwanted leftovers.

Your food is recycled into electricity. If every household in B&NES recycled their food, it would create enough electricity to power 1,140 homes for a year.

- Line your small kitchen caddy with a suitable everyday plastic carrier bag (no black bags or bags for life), compostable liner or newspaper



- Empty your kitchen caddy into your outside food recycling bin before it gets too full
- Rinse both containers regularly
- Lock your outside food recycling bin by pulling the handle forward and down to keep out animals and birds

X No thanks

X NO packaging

X NO liquids, oil or liquid fat – take large quantities of used cooking oil to our Recycling Centres

X NO garden waste

✓ Yes please



dairy



fish



fruit & vegetables



meat & bones



bread & pastries



tea & coffee grounds



food waste

Blue bag

You must flatten, fold or cut your cardboard so it fits into your blue bag and into our vehicles (maximum 45cm²).

We are gradually changing the way we collect cardboard, so if you order a new or replacement blue bag we may give you a green box with a cardboard sticker, to use instead.



✓ Yes please

✓ Cardboard, brown paper, food and drink cartons

X No thanks

X NO plastic, sticky tape or polystyrene

Recycling collected every week

Green box recycling

- Remember to recycle all plastic bottles (including drinks, shampoo and cleaning bottles) plus pots, tubs and trays used to hold food
- Empty and rinse all containers before putting in your green box – no need to remove labels
- Squash cans and plastic bottles to make more room in your box
- Place clean clothes, shoes and accessories in a plastic bag to keep them dry
- Put lids back on plastic and glass bottles and jars
- No loose batteries – please put in a tied plastic bag on top of your green box so they don't get lost
- Place small electrical items in an untied plastic carrier bag next to your green box

✓ Yes please

 mixed paper	 plastic bottles, food pots, tubs & trays	 mixed glass bottles & jars	 tins, cans & aerosols	 foil	 clothes	 shoes
 small appliances	 batteries	 mobile phones	 printer cartridges	 spectacles	 used engine oil	 car batteries

✗ No thanks

- ✗ NO black plastic
- ✗ NO plastic film such as cling film, bags, bubble wrap and cellophane
- ✗ NO hard plastics such as toys and plant pots
- ✗ NO polystyrene
- ✗ NO broken glass or other types of glass – such as Pyrex, drinking glasses, light bulbs and window glass
- ✗ NO nappies

For full details visit www.bathnes.gov.uk/wasteservices

How should I sort my green box(es)?

If you have space, we suggest you have two recycling boxes and sort your boxes like this:

Box 1 Paper and glass bottles and jars plus other materials you recycle occasionally such as textiles, small electrical items and batteries



Box 2 Cans, plastic and foil

You can mix these together in your box as they are separated by magnets in the recycling process



Why is this important?

- Sorting your boxes will help our crews separate the different materials into the correct container on our trucks quickly and correctly, meaning you'll spend less time in traffic queues behind them
- It makes sure we do not accidentally take the wrong items, such as black plastic
- The quality of the materials we collect is better so they are more valuable

To help you

You will find two stickers for your green boxes in this pack. Please peel off the backing paper and put one on each recycling box to help you remember what goes where.

If you only have room for one box just try to separate the different materials, such as grouping all glass items together, all paper together etc.



How to avoid fines

You can play your part in keeping our communities clean and litter-free by making sure you use your new container in the way we have explained in this leaflet. Introducing wheeled bins and re-usable bags will prevent bags of rubbish from being ripped open and the contents strewn across our streets, by gulls and other animals.

We can issue a fixed penalty fine of £60 if you do not put out your recycling and rubbish correctly.

The Council has the authority to specify how, where, when and what we will collect from households. **Please read the information below.**

Environmental Protection Act Section 46 Notice

Bath and North East Somerset Council as your waste collection authority (as defined in the Environmental Protection Act 1990) is under a duty to arrange for the collection of household waste from properties in its area.

1. NOTICE

THIS IS A FORMAL NOTICE served by Bath and North East Somerset Council ('the Council') pursuant to Section 46 of the Environmental Protection Act 1990 ('the Act') requiring you

as occupier of premises ('the Premises') in the Council's area to place correctly any household waste for collection from those premises in the receptacles described in the Schedule ('the Schedule') and further requires you as occupier of the Premises to comply with the conditions set out in the Schedule. The Schedule is the information contained within pages 2-7 of this leaflet.

2. WHAT HAPPENS IF YOU FAIL TO COMPLY

If you fail without reasonable excuse to comply with any requirements specified in this Notice and this gives rise to nuisance or detriment to amenity you will:

(a) Be issued with a Notice in accordance with the provisions of Section 46A of the Act (as amended), specifying the breach and the nuisance or detriment caused and:

(b) If the breach is not rectified, you may be issued with a fixed penalty, following notice of intent, in the sum of £60.

Your attention is also drawn to Section 46 (11) of the Act which states that: 'A waste collection authority is not obliged to collect household waste that is placed for collection in contravention of a requirement under this section'. This means that if you do not comply with the requirements of this Notice the Council shall be entitled to refuse to collect your waste. Further information and details on when you can appeal this Notice can be found on our website **www.bathnes.gov.uk/wastefines**


If you need this leaflet in large print, Braille, audio format or your own language please contact us.

Find out more

 Visit our Frequently Asked Questions page about changes to the rubbish collections **www.bathnes.gov.uk/recycle**

 For general information about our services **www.bathnes.gov.uk/wasteservices**

 councilconnect@bathnes.gov.uk

 Council Connect **01225 39 40 00** for waste enquiries

 Like us on facebook for news and tips to help you reduce your rubbish and recycle more **www.facebook.com/recycleforbathnes**

75% recycled
When you have finished with this item please recycle it