

Park and Stride Map

From July 2026, a School Street will be in place outside St Philip's Primary School. During its operating hours, most vehicles will not be able to enter Bloomfield Rise from Somerdale Avenue or from the surrounding private lanes. The restriction times are 8:30 to 9:05am and 3:00 to 3:35pm, Monday to Friday during term time.

We know that some families will still need to drive. But you can help us reduce congestion and keep children safe by avoiding Bloomfield Rise, and the private lanes, and parking in streets or car parks nearby.

On the map overleaf, we have suggested places to park. These locations will help spread out traffic and make it easier to find a space. From there, you can enjoy a short walk to school, boost your step count, and give children time to burn off energy so they arrive at school refreshed and ready to learn.

Find out more at:

www.bathnes.gov.uk/stphilips-schoolstreet

Bath & North East
Somerset Council

Improving People's Lives



Help keep children safe

- ✓ **Drive with care.** If you are driving near school, slow down, park a little further away and avoid U-turns or sudden manoeuvres.
- ✓ **Avoid idling.** Switching off your engine reduces both noise and air pollution.
- ✓ **Park considerately.** Please avoid yellow lines, permit-holder only bays, pavements and white or yellow zig zag markings.
- ✓ **Scoot and cycle safely.** Encourage children to slow down near the gate and walk their bikes or scooters in busy areas.

Together, we can make the school run safer, cleaner and more enjoyable for everyone.








Free parking areas

Limited stays. Check street signage

- 1 **Bloomfield Drive & Somerdale Avenue area**
- 2 **Barrow, Wansdyke & Odins Roads**
- 3 **Odd Down Sports Ground**
- 4 **Clarks Way**
- 5 **Chelwood Drive**
- 6 **Old Fosse Road & Vernham Grove**
- 7 **Upper Bloomfield Road & Shickle Grove**
- 8 **Oolite Road area**
- 9 **Bloomfield Road**
- 10 **Marsden, Ambleside and Edgeworth Road.**



Park & Stride to St Philip's School

-  School Street
-  Bollard
-  Footpath
-  Pedestrian Crossing
-  1 Suitable parking places (more info overleaf)
-  Private lanes (no entry)
-  Coffee Van

