



Bath & North East  
Somerset Council

Improving People's Lives

# Strategic Evidence Base for Bath and North East Somerset Service Use

*Last Published: April 2025*



# Service Use

SEND: Number with  
EHCPs

SEND: EHCPs by Age

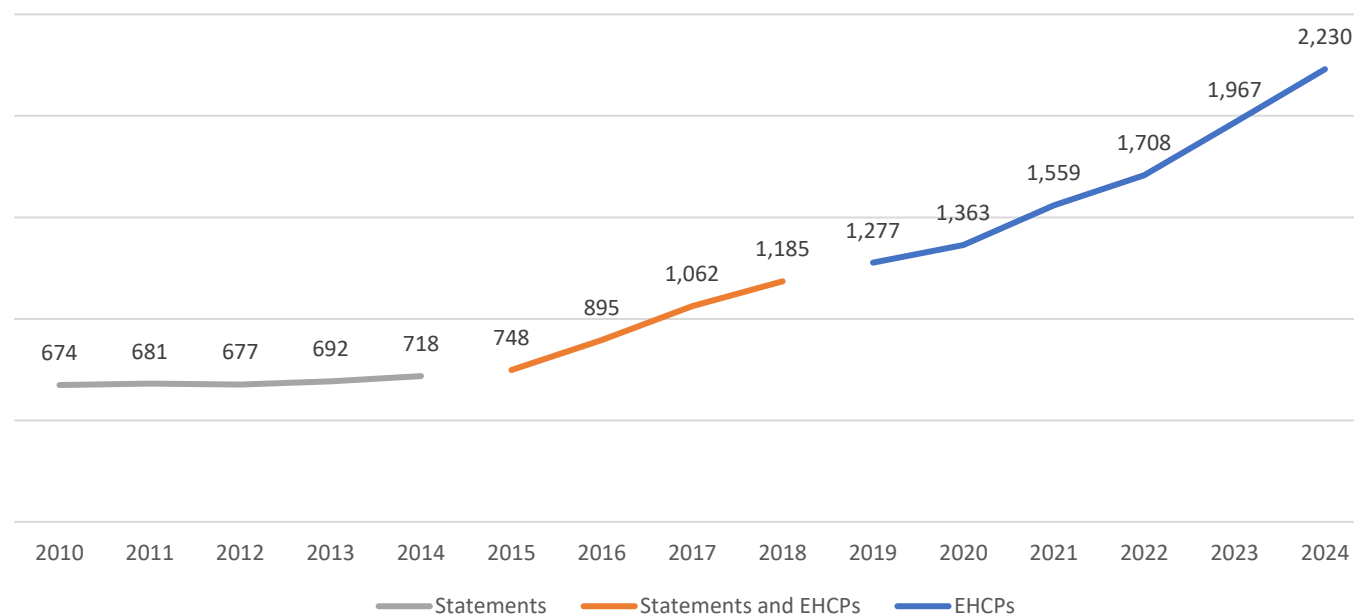
SEND: EHCPs by  
Gender & Ethnicity

SEND: Initial requests &  
newly issued EHCPs

SEND: School Cohort

# SEND: Number with EHCPs

Number of Children & Young People with a SEN statement and Education, Health and Care Plan (EHCP)  
(B&NES maintained), 2010 to 2024



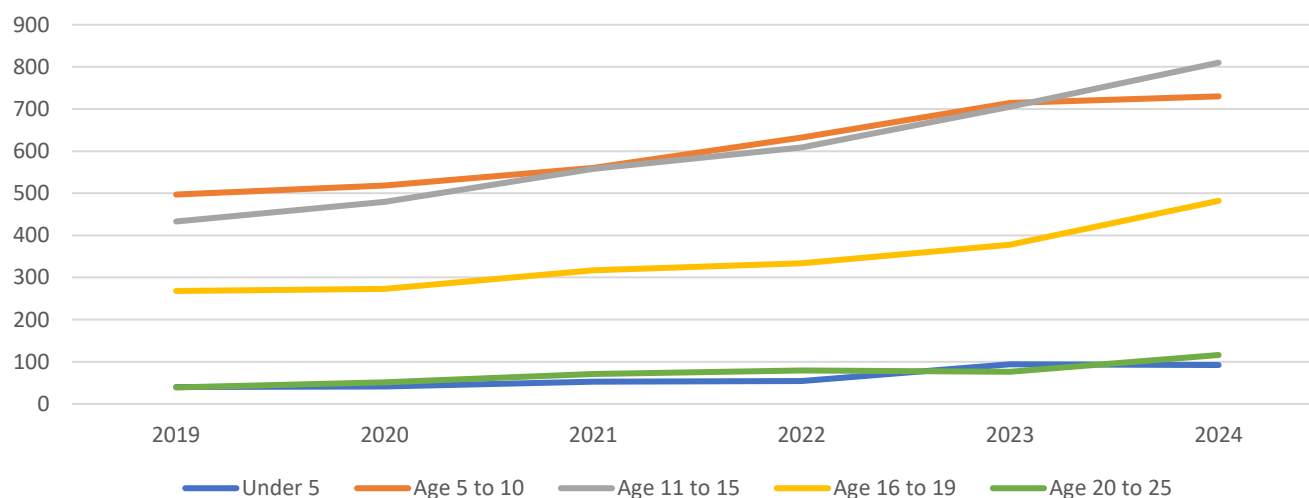
- Since the SEND reforms started to be implemented in 2014/15, there has been a year-on-year increase in the number of children and young people with an Education, Health and Care Plan (EHCP) [incl. SEN statement between 2015 and 2018].
- In January 2024 there were **2,230 children and young people with an EHCP** maintained by B&NES Council. This is over three times (3.1) the number of Statements in 2014 (718).
- The number of EHCPs (/Statements) in B&NES has increased by **12% per year between 2014 and 2024, on average**. This is higher compared to national and regional growth trend during the same period (9% national and 10% South West).
- The **annual growth rate is higher in B&NES between 2023 and 2024 (13%)** compared to national and regional (11% and 9% respectively).

**Definition:** Education, Health and Care Plans (EHCPs) have replaced Statements of Special Educational Needs and Learning Difficulty Assessments (2014 reforms). The EHCP is put together by professionals in education, health and social care to make sure children and young people with Special Educational Needs and Disability (SEND) have a package of support to help them through to adulthood (until they are 25). B&NES EHCPs refers to Plans where the Local Authority administers the Plan in line with the definition of the SEN2 return. By 1 April 2018 local authorities had to have transferred all children and young people with statements of SEN to the then new SEND system who met the criteria for an EHCP. Therefore, for the period 2015 to 2018 the numbers shown include both statements of SEN and EHCPs, i.e., transition period.

**Source:** [Department for Education, EHCPs](#), based on SEN2 data collection. The SEN2 Survey is a snapshot in January each year. From 2023, the data collection changed from aggregated figures at LA level to person level collection.

# SEND: EHCPs by Age

Number of Children & Young People with an EHCP  
(B&NES maintained), 2019 to 2024



Prevalence rate of EHCP per 1,000 population, 2024

Age Group	B&NES (No.)	B&NES	England
Under 5	92	10.4	8.7
Age 5 to 10	730	59.9	46.3
Age 11 to 15	810	73.4	58.9

- The **increase** in children and young people with an Education, Health and Care Plan (EHCP) between 2019 and 2024 has been **seen across all age groups**.
- Between 2023 and 2024** though, the **increase in the number of children and young people with an EHCP** in B&NES is **almost entirely accounted for by an increase in older children and young people – 95% of the increase** from 1,967 to 2,230 ECHPs **coming from those aged between 11 and 25**.
- School aged children account for 69% of all EHCPs** within B&NES (**730** 5- to 10-year-olds; and **810** 11- to 15-year-olds in January 2024). The comparable figure for England is also 69%.
- Prevalence of EHCPs in the population is highest in the 11- to 15-year-old population:** 73.4 per 1,000 in B&NES (compared to 58.9 per 1,000 in England).
- If our **local prevalence rates** for those under the age of 16 **were to reduce to national levels**, we would expect to see around 340 fewer EHCPs in B&NES as follows:
  - Under 5: 15
  - Age 5 to 10: 166
  - Age 11 to 15: 160

**Definition:** Education, Health and Care Plans (EHCPs) are put together by professionals in education, health and social care to make sure children and young people with Special Educational Needs and Disability (SEND) have a package of support to help them through to adulthood (until they are 25). B&NES EHCPs refers to Plans where the Local Authority administers the Plan in line with the definition of the SEN2 return.

**Note:** Prevalence per 1,000 population figures have been calculated using ONS mid-2023 population estimates. Prevalence for older age groups – 16 to 19 and 20 to 25 – have not been calculated due to our high Higher Education student numbers.

**Source:** [Department for Education, EHCPs](#), based on SEN2 data collection. The SEN2 Survey is a snapshot in January each year. From 2023, the data collection changed from aggregated figures at LA level to person level collection.

# SEND: EHCPs by Gender & Ethnicity

**Number of children and young people with an Education, Health and Care Plan (EHCP) by gender, B&NES maintained, January 2024**

Gender	No.	B&NES %	England %
Female	743	33	29
Male	1,487	67	71
<b>Total</b>	<b>2,230</b>	<b>100</b>	<b>100</b>

**Number of children and young people with an Education, Health and Care Plan (EHCP) by ethnicity, B&NES maintained, January 2024**

Ethnicity (major cat.)	No.	B&NES %	England %
White	1,926	88.1	
Mixed/Multiple ethnic groups	175	8.0	
Asian/Asian British	41	1.9	
Black/African/Caribbean/Black British	26	1.2	
Other ethnic group	19	0.9	
<b>Total</b>	<b>2,187</b>	<b>100</b>	
<i>Unknown</i>	<i>43</i>	<i>1.9</i>	<i>9.4</i>

## Gender

- As at **January 2024**, **males** accounted for **67%** [1,487 | 2,230] of children and young people with an Education, Health and Care Plan (EHCP) maintained by B&NES Council. The comparable percentage for **England was slightly higher, at 71%**.
- As at **January 2024**, **females** accounted for **33%** [743 | 2,230] of children and young people with an Education, Health and Care Plan (EHCP) maintained by B&NES Council. The comparable percentage for **England was slightly lower, at 29%**.

## Ethnicity

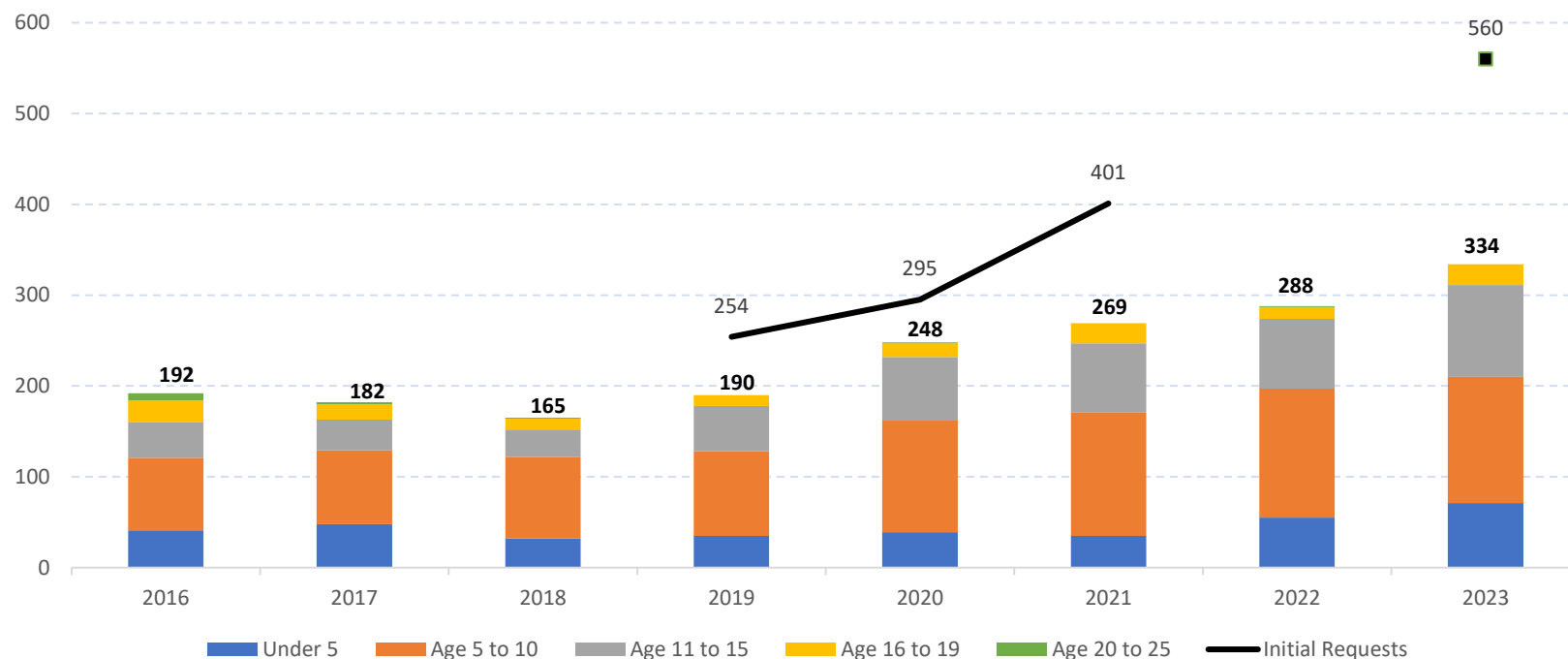
- Coverage** of recorded ethnicity in B&NES is significantly better compared to national (98.1% vs. 90.6% respectively with an unknown ethnicity recorded for January 2024 EHCP cohorts).
- As at January 2024 **around 1 in 9 (11.9%)** children and young people with an EHCP with a known recorded **ethnicity** in B&NES had a classification of **non-White**. This is in line with the Census 2021 figure for those aged 24 and under in B&NES (12.2%).\*

**Definition:** Education, Health and Care Plans (EHCPs) are put together by professionals in education, health and social care to make sure children and young people with Special Educational Needs and Disability (SEND) have a package of support to help them through to adulthood (until they are 25). B&NES EHCPs refers to Plans where the Local Authority administers the Plan in line with the definition of the SEN2 return.

**Sources:** [Department for Education, EHCPs](#), based on SEN2 data collection. The SEN2 Survey is a snapshot in January each year. From 2023, the data collection changed from aggregated figures at LA level to person level collection. B&NES non-White figure of 12.2% for aged 24 and under is from the 2021 Census (ONS). (\*) [NOMIS](#) (Table RM032 'Ethnic group by sex and age').

# SEND: Initial Requests and newly issued EHCPs

Number of Children and Young People with new Education, Health and Care Plans (EHCPs) 2016 to 2023 and Number of Initial Requests (B&NES maintained) 2019 to 2023



- There were **334** children and young people with new Education, Health and Care Plans (EHCPs) opened during **2023** in B&NES, the **highest number since at least 2016**.
- After a decline in the number of children and young people with newly issued EHCPs between 2016 and 2018, **numbers increased every year from 190 during 2019 to 334 newly opened EHCPs during 2023**, representing a **76% increase** over the period in newly opened EHCPs between 2019 and 2023.
- This increase in newly issued EHCPs needs to be seen alongside a **larger recent increase in requests for EHCPs** – from 254 during 2019 to 560 during 2023 (**representing a 2.2-fold increase**).
- While the annual **number of new EHCPs** being issued to **primary school age children (aged 5 to 10)** has **levelled off** (from 142 during 2022 to 139 during 2023), the number of new EHCPs issued to **secondary age children and young people (aged 11 to 15)** has **continued to increase** (from 77 during 2022 to 101 during 2023).
- The **number of under 5s** issued with a new EHCP is at an **eight-year high** (71 during 2023).

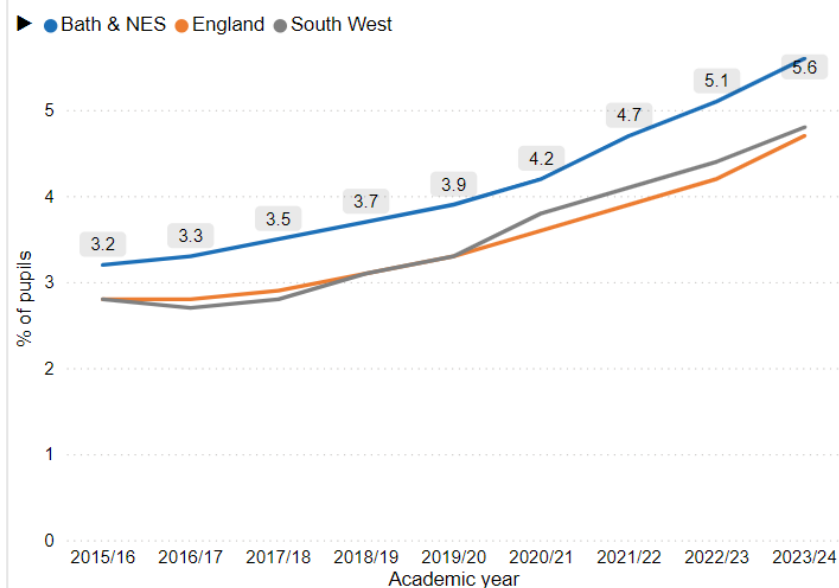
**Definition:** Education, Health and Care Plans (EHCPs) have replaced Statements of Special Educational Needs and Learning Difficulty Assessments (2014 reforms). The EHCP is put together by professionals in education, health and social care to make sure children and young people with Special Educational Needs and Disability (SEND) have a package of support to help them through to adulthood (until they are 25). B&NES EHCPs refers to Plans where the Local Authority administers the Plan in line with the definition of the SEN2 return. Initial requests are defined in DfE's [Special Educational Needs Person Level Survey 2024: Guide](#).

**Sources:** [Department for Education, EHCPs](#), based on SEN2 data collection. The SEN2 Survey is a snapshot in January each year. From 2023, the data collection changed from aggregated figures at LA level to person level collection. The annual number of initial requests for an EHCP during 2019, 2020, 2021 and 2023 are from the 2024 DfE published source.

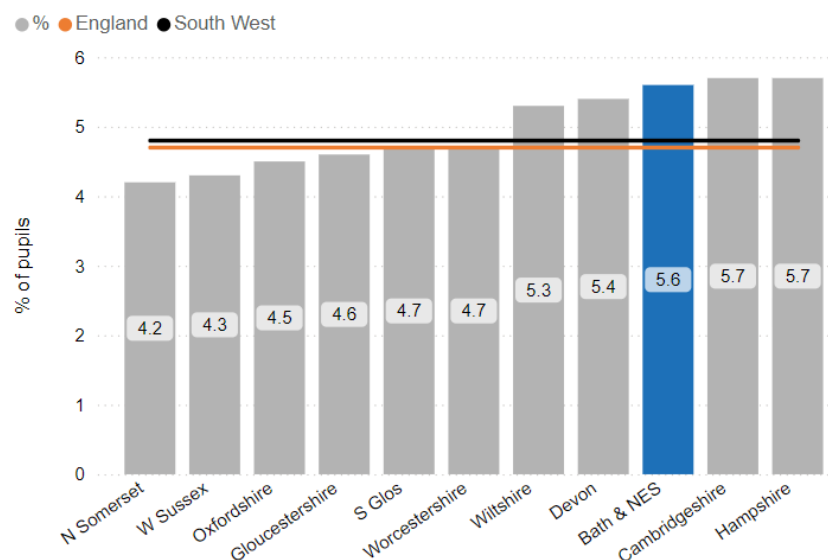
**Note:** Number of initial requests excluded for 2022 due to known issues with the 2023 SEN2 Return data set.

## Benchmarking B&NES' performance: % of pupils with Statements or EHC Plans (all schools)

% of pupils with statements or EHC plans (all schools): B&NES compared to national and regional rates



% of pupils with statements or EHC plans (all schools): B&NES compared to Children's Services Near Neighbours 2023/24



### National & Regional comparison:

- Growth in the B&NES rate of pupils with a Statement or EHCP since 2018/19 is higher than the increase seen nationally (B&NES: 3.7% to 5.6% | 1.9 percentage point increase; England: 3.1% to 4.7% | 1.6 percentage point increase).

### Children's Services Near Neighbours comparison:

- In 2023/24, B&NES is the **third highest** area with 5.6% of pupils in all schools with an EHCP.
- The B&NES rate of 5.6% is nearly 1 percentage point **higher** than the national and regional rates (4.7% and 4.8% respectively) in 2023/24.

**Definition:** Education, Health and Care Plans (EHCPs) have replaced Statements of Special Educational Needs and Learning Difficulty Assessments. The Plan is put together by professionals in education, health and social care to make sure children with SEND have a package of support to help them through to adulthood (until they are 25). Schools include state-funded nursery schools, state-funded primary, state-funded secondary schools, state-funded alternative provision schools, state-funded special schools, and non-maintained special schools (*independent schools are excluded*). This will include pupils who attend B&NES schools and are not B&NES residents; and exclude some B&NES residents who are not attending B&NES schools.

**Primary Source:** [Department for Education](#) **Secondary Source:** [LGIinform](#)