


























The Plan

The plan must be drawn to a scale of 1 centimetre to 1 metre, unless we have previously confirmed in writing to you that an alternative scale is acceptable. The plan **must** show:

- The whole building, including non licensed areas
- Any external or internal walls which comprise the premises, or in which the premises are comprised
- All exits from the premises
- If different from the above, the location of the escape routes from the premises
- Areas where existing licensable activities take place
- In a case where the existing licensed activity relates to the supply of alcohol, the location(s) on the premises that are used for the consumption of alcohol
- Fixed structures (including furniture) or similar objects temporarily in a fixed location (but not furniture) that may impact on the ability of customers to use exits or escape routes without impediment
- In a case where premises include a stage or raised area, the location and height of each stage or area relative to the floor
- The location and type of any fire safety and other safety equipment including, if applicable, marine safety equipment
- The location of any kitchen on the premises

PLAN DRAWING SYMBOL SHEET					
	FIRE RESISTING CONSTRUCTOR		CARBON DIOXIDE EXTINGUISHER, 4.5KG CAPACITY UNLESS OTHERWISE STATED		ILLUMINATED EXIT SIGN, LETTERING 75MM UNLESS OTHERWISE STATED
	30 MIN (UNLESS OTHERWISE STATED) FIRE AND SMOKE RESISTING DOORSET WHICH IS SELF-CLOSING AND PROVIDED WITH N6 NOTICES ON EACH SIDE OF THE DOOR		VAPOURISING LIQUID EXTINGUISHER (HALON CF), 2.5KG CAPACITY UNLESS OTHERWISE STATED	E	EXIT SIGN, LETTERING 75MM UNLESS OTHERWISE STATED
			MULTI PURPOSE SPRAY (AFFF), 5L CAPACITY UNLESS OTHERWISE STATED	N1	GENERAL FIRE NOTICE
 N3	30 MIN (UNLESS OTHERWISE STATED) FIRE AND SMOKE RESISTING DOORSET, AND PROVIDED WITH A N3 NOTICE ON THE OUTSIDE OF THE DOOR		FIRE BLANKET, 1M X 1M UNLESS OTHERWISE STATED	N2	STAFF FIRE NOTICE
	FIRE ALARM VISUAL WARNING DEVICE		SAND BUCKET	N3	FIRE DOOR KEEP LOCKED SHUT
SC	SELF CLOSING DOOR	HHP	HEAD HEIGHT PARTITION	N4	SLIDE TO OPEN, LETTERING 75MM UNLESS OTHERWISE STATED
A	SELF CLOSING DOOR ON AUTOMATIC ACTUATION	FRG	FIRE RESISTING GLAZING	N5	FIRE EXIT DO NOT OBSTRUCT, LETTERING 50MM UNLESS OTHERWISE STATED
RS	ROLLER SHUTTER DOOR		FIRE ALARM / ZONE INDICATOR PANEL	N6	FIRE DOOR KEEP SHUT

VL	VERTICAL LADDER	E →	DIRECTIONAL EXIT SIGN, LETTERING 75MM UNLESS OTHERWISE STATED	N7	PUSH BAR TO OPEN NOTICE, LETTERING AT LEAST 50MM IN HEIGHT UNLESS OTHERWISE STATED
SL	SECURITY LOCK APPROVED TYPE		FIRE ALARM ACTUATING POINT	N8	AUTOMATIC DOOR KEEP CLEAR, SHOULD BE PROVIDED ON THE VISIBLE SIDE OF THE DOOR WHEN IN THE OPEN POSITION
PB	PUSH BAR IRONMONGERY, TOGETHER WITH A N7 NOTICE POSITIONED BELOW THE PUSH BAR		FIRE ALARM SOUNDER	Hr 1	HANDRAIL, AT LEAST 840MM IN HEIGHT UNLESS OTHERWISE STATED
VP	VISION PANEL, MEASURING AT LEAST 455MM X 455MM UNLESS OTHERWISE STATED		SMOKE DETECTOR	Gr 1	GUARDRAIL, AT LEAST 1070MM IN HEIGHT UNLESS OTHERWISE STATED
	HOSEREEL 30M LONG, UNLESS OTHERWISE STATED		HEAT DETECTOR		EMERGENCY LIGHT DIRECTIONAL
	WATER EXTINGUISHER, 9L CAPACITY UNLESS OTHERWISE STATED		EMERGENCY LIGHTING POINT	*	DOORS NOT FORMING PART OF MEANS OF ESCAPE
	FOAM EXTINGUISHER, 9L CAPACITY UNLESS OTHERWISE STATED		NORMAL LIGHTING POINT		SMOKE DETECTOR WITH SOUNDER
	DRY POWDER EXTINGUISHER, 10KG CAPACITY UNLESS OTHERWISE STATED		ACTUATING SWITCH FOR NORMAL LIGHTING POINT		HEAT DETECTOR WITH SOUNDER

The following information may be added to your plans. They are not a mandatory requirement but may speed up your application by making it easier for the Licensing Authority and the Responsible Authorities to understand your application and how the premises are to be operated:

- Plans to be dated and bear the name and location of the premises
- To be endorsed with a location plan showing the site of the premises
- The scale used to be endorsed on the plan
- The total extent of the licensed premises to be defined by a continuous red line
- Areas to be used for the consumption of alcohol to be coloured pink
- Areas to be used for the storage of alcohol and bar serveries to be coloured brown
- Kitchen and staff only areas to be coloured yellow
- Toilet accommodation to be coloured blue
- Emergency exit routes not intended to be used for the consumption of alcohol to be uncoloured
- Where areas of the premises are to be used for specific purposes to which the licence will apply e.g. children only allowed into one area, adult entertainment, showing of films, etc those areas should be outlined and defined in a key accompanying the plan