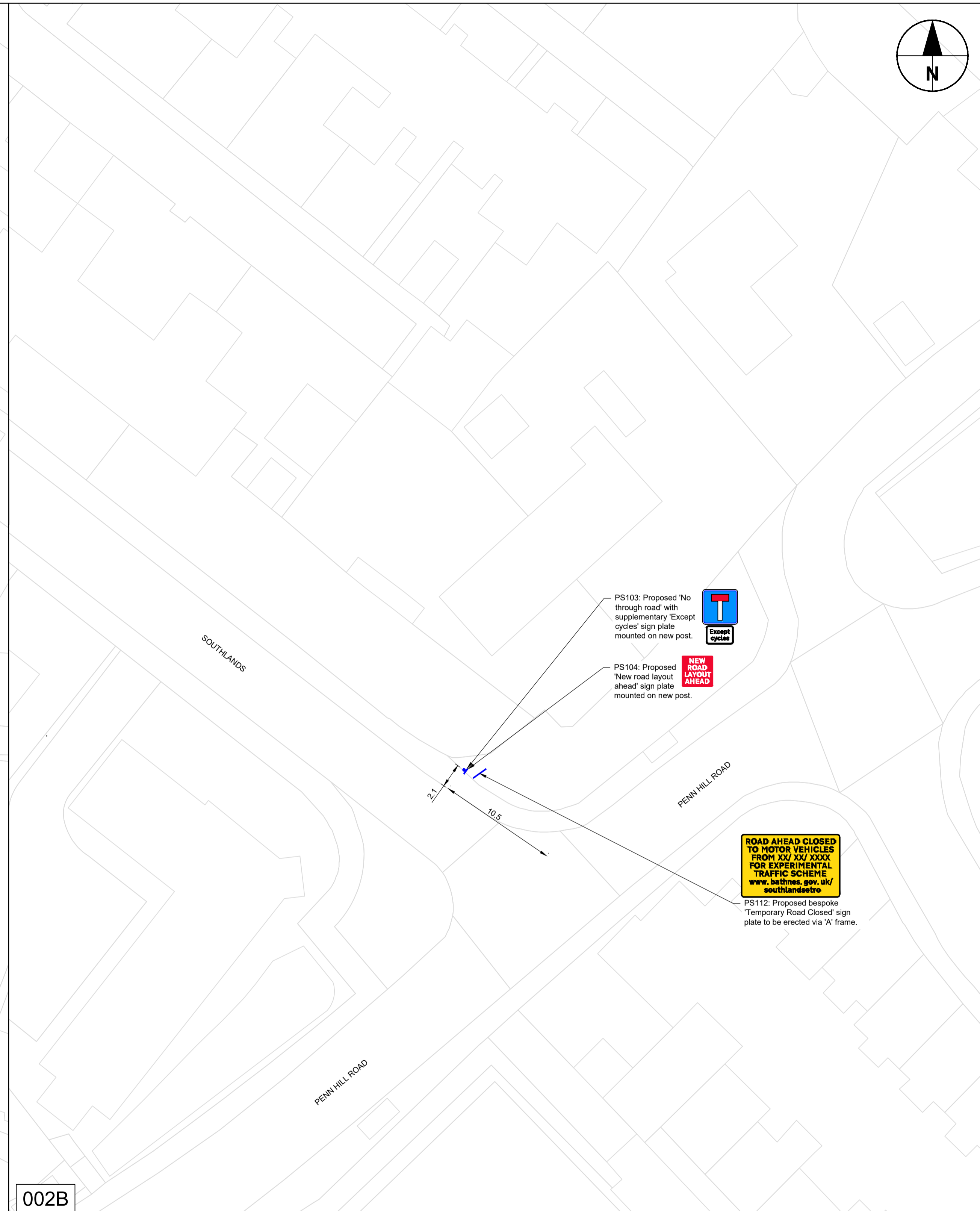
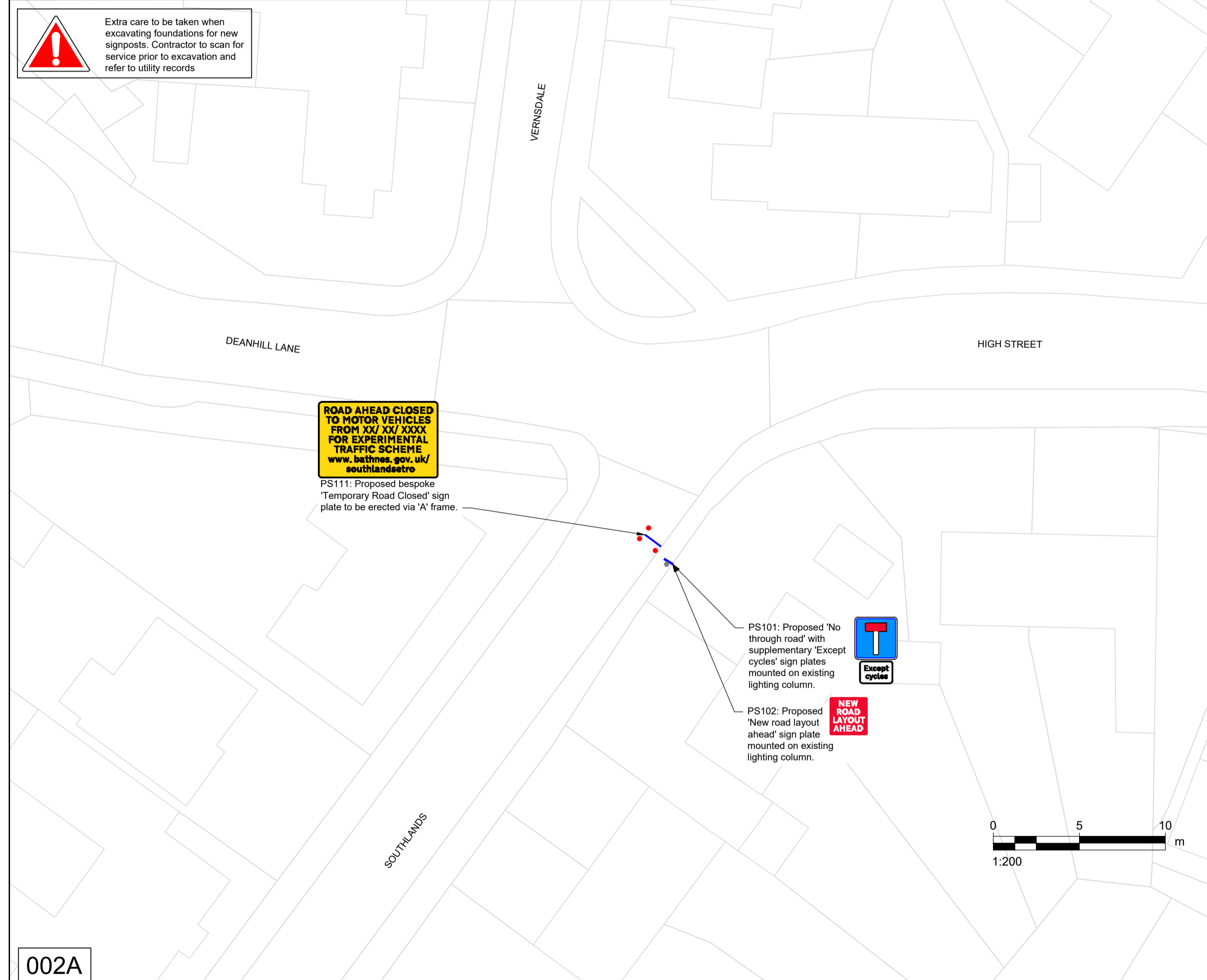
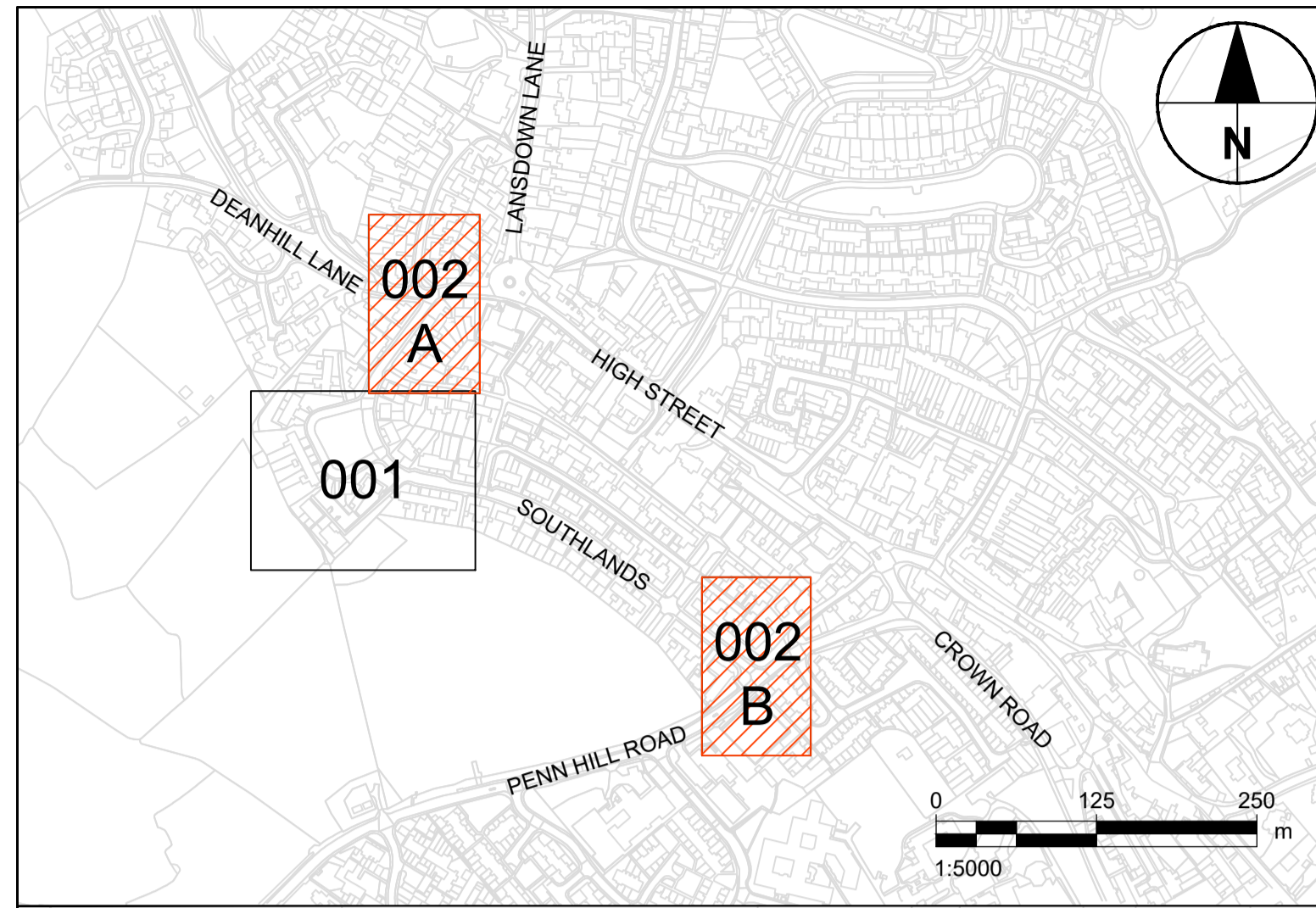


- NOTES**
- Do not scale from this drawing. All dimensions and levels are in metres, unless otherwise stated.
 - The contractor shall be responsible for establishing the position and status of all statutory utility apparatus prior to commencing any works, contractor to undertake CAT-scan prior to the commencement of any works. The contractor shall coordinate and undertake all works in conjunction and agreement with the affected statutory utility companies as necessary.
 - All new road markings are laid and signs erected in accordance with; Traffic Signs Manual, Chapter 5 (2018). The Traffic Signs Regulations and General Directions 2016 (TSRGD 2016)
 - All bollards and other street furniture shall maintain a minimum set back from the kerb face of 450mm.
 - All proposed signs should maintain a minimum underside clearance of 2100mm.
 - Topographical survey information has not been obtained for this scheme, OS references and mapping have been used.

- KEY**
- Proposed sign. For actions, refer to sign schedule, Table 1B.
 - Proposed sign mounted on existing post. For details refer to sign schedule, Table 1B.
 - Proposed sign mounted on 'A' frame. For details, refer to sign schedule, Table 1B.
 - Proposed traffic cone.

DRAFT
FOR COMMENT

ISSUE/REVISION		
NO	DATE	DESCRIPTION
P02	05/10/2022	Temp sign updated
P01	30/09/2022	First Issue
I/R	DATE	DESCRIPTION



Sign ref	Remarks	TSRGD Number (Diagram number)	Description	Installation	Retroreflectivity to BS 8404:2005	Illumination	Sign face	Sign plate dimensions (width x height)	x-height	Minimum mounting height	Setting out X (m)	Setting out Y (m)	Drawing ref. number	Post Details	Foundation Details	Notes
PS101	Install new sign	Diag. 816 with Diag. 954.4	"No through traffic" with supplementary "Except cycles"	On new post	Class 2	None		Diag. 816: 480mm x 480mm Diag. 954.4: 326mm x 216mm	Diag. 816: N/A Diag. 954.4: 37.5mm	Above existing "20" roundel			60668625-ACM-10-DD-SHT-DES-002	N/A	N/A	For additional post and foundation details, refer to HSD/1200/100.
PS102	Install new sign	Diag. 7014	"New road layout ahead"	On new post	Class 2	None		490mm x 485mm	60mm	Above PS101			60668625-ACM-10-DD-SHT-DES-002	N/A	N/A	Sign face to be removed 3 months after installation and stored by council for reuse on other projects. For additional post and foundation details, refer to HSD/1200/100.
PS103	Install new sign	Diag. 816 with Diag. 954.4	"No through traffic" with supplementary "Except cycles"	On new post	Class 2	None		Diag. 816: 480mm x 480mm Diag. 954.4: 326mm x 216mm	Diag. 816: N/A Diag. 954.4: 37.5mm	Above PS104	10.5	2.1	60668625-ACM-10-DD-SHT-DES-002	76mm da.	700mm x 400mm x 600mm S14 Concrete	For additional post and foundation details, refer to HSD/1200/100.
PS104	Install new sign	Diag. 7014	"New road layout ahead"	On new post	Class 2	None		490mm x 485mm	60mm	2300mm	10.5	2.1	60668625-ACM-10-DD-SHT-DES-002	Mounted on same post as PS103	N/A	Sign face to be removed 3 months after installation and stored by council for reuse on other projects. For additional post and foundation details, refer to HSD/1200/100.
PS111	Install new sign	N/A	"Temporary Road Closed"	A'frame	Class 2	None		1400mm x 930mm	60mm	N/A			60668625-ACM-10-DD-SHT-DES-002	N/A	N/A	Sign to remain for the duration of the ETRO and disposed to tip off site after.
PS112	Install new sign	N/A	"Temporary Road Closed"	A'frame	Class 2	None		1400mm x 930mm	60mm	N/A			60668625-ACM-10-DD-SHT-DES-002	N/A	N/A	Sign to remain for the duration of the ETRO and disposed to tip off site after.

