


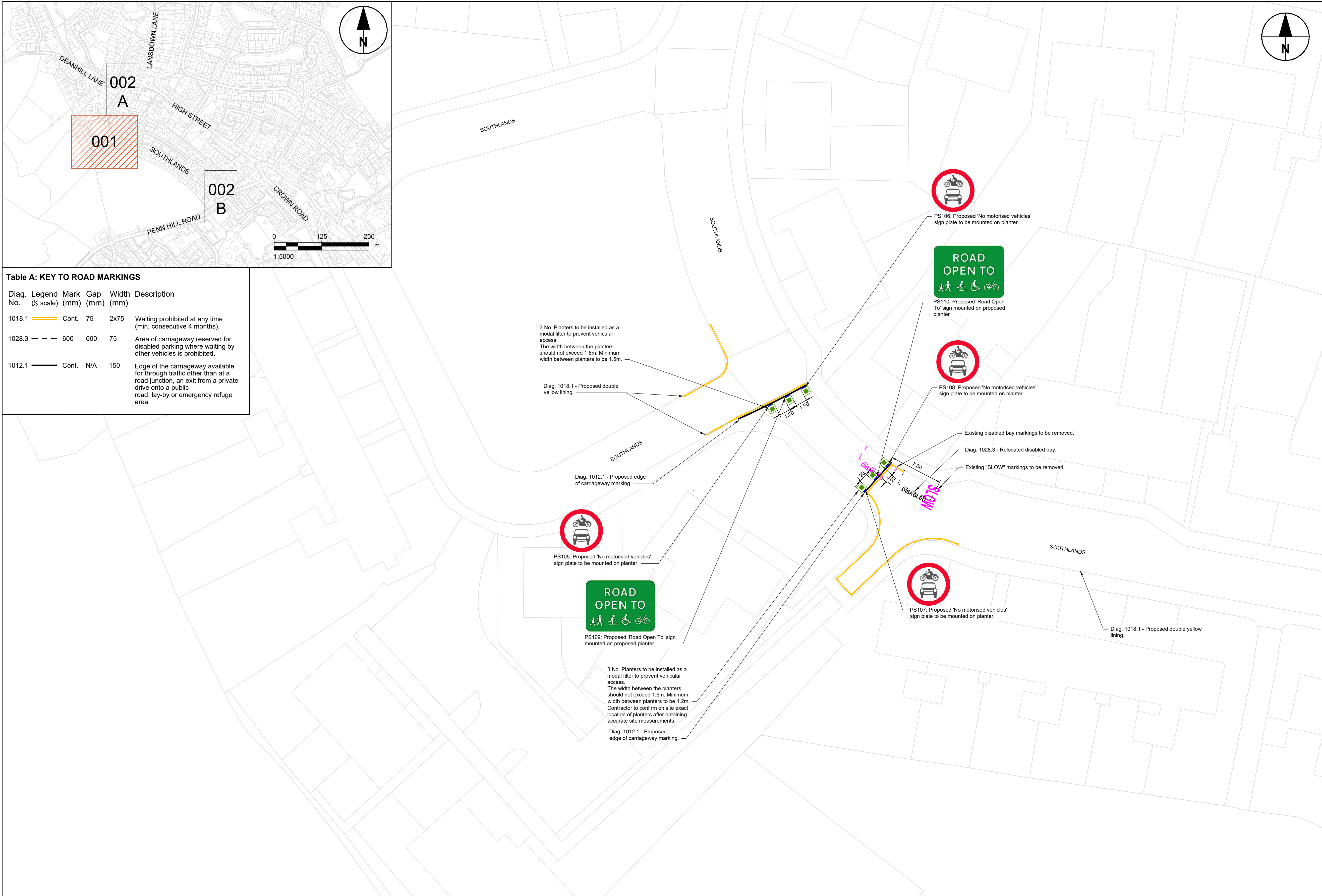




Diag. No.	Legend	Mark (½ scale)	Gap (mm)	Width (mm)	Description
1018.1		Cont.	75	2x75	Waiting prohibited at any time (min. consecutive 4 months).
1028.3		600	600	75	Area of carriageway reserved for disabled parking where waiting by other vehicles is prohibited.
1012.1		Cont.	N/A	150	Edge of the carriageway available for through traffic other than at a road junction, an exit from a private drive onto a public road, lay-by or emergency refuge area



Sign ref	Remarks	TSRGD Number (Diagram number)	Description	Installation	Retroreflectivity to BS 8404:2005	Illumination	Sign face	Sign plate dimensions (width x height)	x-height	Minimum mounting height	Setting out X (m)	Setting out Y (m)	Drawing ref. number	Post Details	Foundation Details	Notes
PS105	Install new sign	Diag. 619	Proposed 'No motorised vehicles'	Mounted on new planter	Class 2	None		600mm dia.	N/A	N/A			60668625-ACM-10-DD-STH-SHT-DES-001	N/A	N/A	Manufactured to be installed on wooden planter with a grey background.
PS106	Install new sign	Diag. 619	Proposed 'No motorised vehicles'	Mounted on new planter	Class 2	None		600mm dia.	N/A	N/A			60668625-ACM-10-DD-STH-SHT-DES-001	N/A	N/A	Manufactured to be installed on wooden planter with a grey background.
PS107	Install new sign	Diag. 619	Proposed 'No motorised vehicles'	Mounted on new planter	Class 2	None		600mm dia.	N/A	N/A			60668625-ACM-10-DD-STH-SHT-DES-001	N/A	N/A	Manufactured to be installed on wooden planter and a grey background.
PS108	Install new sign	Diag. 619	Proposed 'No motorised vehicles'	Mounted on new planter	Class 2	None		600mm dia.	N/A	N/A			60668625-ACM-10-DD-STH-SHT-DES-001	N/A	N/A	Manufactured to be installed on wooden planter and a grey background.
PS109	Install new sign	N/A	Proposed 'Road open to' sign	Mounted on new planter	Class 2	None		Bespoke (TBC)	62.5mm	N/A			60668625-ACM-10-DD-STH-SHT-DES-001	N/A	N/A	Manufactured to be installed on wooden planter.
PS110	Install new sign	N/A	Proposed 'Road open to' sign	Mounted on new planter	Class 2	None		Bespoke (TBC)	62.5mm	N/A			60668625-ACM-10-DD-STH-SHT-DES-001	N/A	N/A	Manufactured to be installed on wooden planter.

