

## Park and Stride Map

A School Street is coming to Newbridge School this spring. When it begins, most vehicles will not be able to enter the northern end of Charmouth Road during drop-off and pick-up times.

We know that some families will still need to drive. But you can still help us reduce congestion and keep children safe by avoiding the Lyme Gardens, Lyme Road and Charmouth Road area by looking for parking on nearby streets.

On the map overleaf, we have suggested places to park. These locations will help spread out traffic and make it easier to find a space. From there, you can enjoy a short walk to school, boost your step count, and give children time to burn off some energy so they arrive at school refreshed and ready to learn.

Find out more at  
[www.bathnes.gov.uk/schoolstreets](http://www.bathnes.gov.uk/schoolstreets)

Bath & North East  
Somerset Council

Improving People's Lives



## Help keep children safe

- ✓ **Drive with care.** If you are driving near school, slow down, park a little further away and avoid U-turns or sudden manoeuvres.
- ✓ **Avoid idling.** Switching off your engine reduces both noise and air pollution.
- ✓ **Park considerately.** Please avoid yellow lines, permit-holder only bays, pavements and white or yellow zig zag markings. Remember that the area outside the school around Lyme Gardens is a residents parking zone.
- ✓ **Scoot and cycle safely.** Encourage children to slow down near the gate and walk their bikes or scooters in busy areas.

**Together, we can make the school run safer, cleaner and more enjoyable for everyone.**



## Within 10 mins walk


- 1 **Aspley Road**  
(southern section only)
- 2 **Rosslyn Road**
- 3 **Homelea Park East**
- 4 **Yomedede Park**
- 5 **Penn Lea Road**
- 6 **Rudmore Park**
- 7 **Chelsea Road**  
(short use bay)  
1 hour parking available
- 8 **Foxcombe Road area**  
(short use bay)  
1 hour parking available


## Within 15 mins

- 9 **Brassmill Lane**
- 10 **Combe Park**  
(Western side only)
- 11 **Partis Way**
- 12 **Newbridge P&R**  
(within 17 mins walk)  
£2 for up to 3 hours, £3 for 24 hours  
or free if you get the bus


Please note that times are indicative and parking availability can be impacted by roadworks and/or temporary restrictions.

# Park & Stride to Newbridge School - Spring 2026


 School Street

 No entry

 Footpath

 Suitable parking places (more info overleaf)

 Crossing

 Continuous crossing (dates tbc)

