

Speed Bins Report BATHNES_TEMPORARY 000020240701 2024-02-21 to 2024-02-27


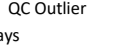


Site Name 20240701
Site ID 000020240701
Grid 375576165251
Description Sutton St - east of Daniel Mews

Setup Setup44462
Lanes Each Lane
Show Average
Time Period 15 minutes
Averaged over All days
Speed units mph
Exclude data: None

All directions																85 th %ile	Mean Speed	Std Dev
Average Flow	<5.0mph	5.0-10.0mph	10.0-15.0mph	15.0-20.0mph	20.0-25.0mph	25.0-30.0mph	30.0-35.0mph	35.0-40.0mph	40.0-45.0mph	45.0-50.0mph	50.0-55.0mph	55.0-60.0mph	>60.0mph					
00:00:00	1	0	0	0	0	0	0	0	0	0	0	0	0					
00:15:00	1	0	0	0	0	0	0	0	0	0	0	0	0					
00:30:00	0	0	0	0	0	0	0	0	0	0	0	0	0					
00:45:00	1	0	0	0	0	0	0	0	0	0	0	0	0					
01:00:00	0	0	0	0	0	0	0	0	0	0	0	0	0					
01:15:00	0	0	0	0	0	0	0	0	0	0	0	0	0					
01:30:00	0	0	0	0	0	0	0	0	0	0	0	0	0					
01:45:00	0	0	0	0	0	0	0	0	0	0	0	0	0					
02:00:00	0	0	0	0	0	0	0	0	0	0	0	0	0					
02:15:00	0	0	0	0	0	0	0	0	0	0	0	0	0					
02:30:00	0	0	0	0	0	0	0	0	0	0	0	0	0					
02:45:00	0	0	0	0	0	0	0	0	0	0	0	0	0					
03:00:00	0	0	0	0	0	0	0	0	0	0	0	0	0					
03:15:00	0	0	0	0	0	0	0	0	0	0	0	0	0					
03:30:00	0	0	0	0	0	0	0	0	0	0	0	0	0					
03:45:00	0	0	0	0	0	0	0	0	0	0	0	0	0					
04:00:00	0	0	0	0	0	0	0	0	0	0	0	0	0					
04:15:00	0	0	0	0	0	0	0	0	0	0	0	0	0					
04:30:00	0	0	0	0	0	0	0	0	0	0	0	0	0					
04:45:00	1	0	0	0	0	0	0	0	0	0	0	0	0					
05:00:00	0	0	0	0	0	0	0	0	0	0	0	0	0					
05:15:00	0	0	0	0	0	0	0	0	0	0	0	0	0					
05:30:00	0	0	0	0	0	0	0	0	0	0	0	0	0					
05:45:00	1	0	0	1	0	1	0	0	0	0	0	0	0			16.5		
06:00:00	1	0	0	0	0	0	0	0	0	0	0	0	0					
06:15:00	2	0	0	0	1	0	0	0	0	0	0	0	0			17.5		
06:30:00	2	0	0	0	1	0	0	0	0	0	0	0	0			19.3		
06:45:00	2	0	0	0	1	0	1	0	0	0	0	0	0			19.8		
07:00:00	3	0	0	1	1	1	0	0	0	0	0	0	0			19.6		
07:15:00	3	0	0	1	1	1	0	0	0	0	0	0	0	24.2	18	5.7		
07:30:00	7	0	0	2	3	1	0	0	0	0	0	0	0	23	17.8	5.8		
07:45:00	7	0	0	1	3	2	0	0	0	0	0	0	0	22.5	17.3	4.4		
08:00:00	12	0	1	5	4	2	0	0	0	0	0	0	0	20.7	15.7	4.5		
08:15:00	13	0	2	3	6	2	0	0	0	0	0	0	0	20.2	15.9	4.5		
08:30:00	13	0	1	4	6	2	1	0	0	0	0	0	0	22	16.9	5.1		
08:45:00	16	0	1	5	7	3	0	0	0	0	0	0	0	21.3	16.5	4.2		
09:00:00	12	0	1	3	5	2	1	0	0	0	0	0	0	22.4	17	4.9		
09:15:00	13	0	1	4	6	2	1	0	0	0	0	0	0	21.9	16.9	4.5		
09:30:00	12	0	1	6	4	2	0	0	0	0	0	0	0	20	15.3	4.1		
09:45:00	10	0	0	4	4	1	0	0	0	0	0	0	0	19.8	15.7	4.2		
10:00:00	11	0	1	5	3	2	0	0	0	0	0	0	0	21.1	15.4	4.7		
10:15:00	10	0	1	5	3	1	0	0	0	0	0	0	0	20	15	4.3		
10:30:00	13	0	1	3	6	2	1	0	0	0	0	0	0	22.1	17	5		
10:45:00	10	0	1	3	3	2	0	0	0	0	0	0	0	21.2	15.7	4.8		
11:00:00	13	0	2	4	6	1	0	0	0	0	0	0	0	19.7	15.4	4.5		
11:15:00	11	0	0	5	3	2	0	0	0	0	0	0	0	21.1	15.8	4.4		
11:30:00	10	0	1	5	2	2	0	0	0	0	0	0	0	20.8	14.7	4.7		
11:45:00	12	0	1	5	4	2	0	0	0	0	0	0	0	21.2	16.1	4.5		
12:00:00	14	0	2	6	5	2	0	0	0	0	0	0	0	19.7	15	4.4		
12:15:00	16	0	2	6	6	2	0	0	0	0	0	0	0	20.3	15.3	4.7		
12:30:00	14	0	1	3	7	2	0	0	0	0	0	0	0	21.1	16.9	4		
12:45:00	17	0	1	4	8	3	0	0	0	0	0	0	0	21.7	16.8	4.3		
13:00:00	16	0	2	6	5	3	0	0	0	0	0	0	0	21.8	15.8	5.2		
13:15:00	15	0	0	7	5	3	1	0	0	0	0	0	0	21.7	16.5	4.2		
13:30:00	14	0	0	5	6	3	0	0	0	0	0	0	0	22	16.9	4.2		
13:45:00	16	0	0	6	6	4	0	0	0	0	0	0	0	21.9	16.6	4.2		
14:00:00	16	0	1	7	6	2	0	0	0	0	0	0	0	19.8	15.7	4.2		
14:15:00	14	0	0	7	5	2	0	0	0	0	0	0	0	20.6	15.7	4.2		
14:30:00	16	0	1	6	7	2	0	0	0	0	0	0	0	20.6	16.1	4.4		
14:45:00	15	0	1	5	4	4	0	0	0	0	0	0	0	23	17.1	4.9		
15:00:00	13	0	0	4	5	3	1	0	0	0	0	0	0	23.2	17.7	4.6		
15:15:00	17	0	1	5	7	3	1	0	0	0	0	0	0	22.8	17.2	4.8		
15:30:00	21	0	1	5	9	5	1	0	0	0	0	0	0	23.2	17.7	4.8		
15:45:00	23	0	0	6	9	7	1	0	0	0	0	0	0	23.3	18.1	4.5		
16:00:00	21	0	1	6	7	5	1	0	0	0	0	0	0	22.7	17.1	4.7		
16:15:00	32	0	1	9	13	8	1	0	0	0	0	0	0	22.9	17.6	4.7		
16:30:00	31	0	1	7	14	8	1	0	0	0	0	0	0	22.6	17.7	4.1		
16:45:00	28	0	1	5	12	9	1	0	0	0	0	0	0	23.5	18.6	4.4		
17:00:00	25	0	1	5	13	5	1	1	0	0	0	0	0	22.9	18	4.7		
17:15:00	24	0	1	5	12	6	1	0	0	0	0	0	0	22.5	17.7	4.1		
17:30:00	17	0	0	3	9	4	1	0	0	0	0	0	0	23.5	18.6	4.3		
17:45:00	17	0	1	3	8	5	1	0	0	0	0	0	0	23.2	18	4.8		
18:00:00	15	0	0	3	6	4	1	0	0	0	0	0	0	23.6	18.2	4.7		
18:15:00	12	0	1	4	5	2	0	0	0	0	0	0	0	21.2	16.5	4.4		
18:30:00	6	0	0	1	2	2	1	0	0	0	0	0	0	24.8	18.7	5.6		
18:45:00	7	0	1	2	2	1	0	0	0	0	0	0	0	21.3	15.8	4.9		
19:00:00	6	0	1	2	2	1	0	0	0	0	0	0	0	19.2	14.4	4.3		
19:15:00	6	0	0	2	3	1	0	0	0	0	0	0	0	19.7	16	4		
19:30:00	5	0	0	2	2	1	0	0	0	0	0	0	0	21.3	16.7	4.9		
19:45:00	5	0	1	1	2	1	0	0	0	0	0	0	0	23.1	16.6	6		
20:00:00	4	0	0	1	2	1	0	0	0	0	0	0	0	22.8	17.3	4.7		
20:15:00	2	0	1	1	0	0	0	0	0	0	0	0	0		13.8	6.2		
20:30:00	5	0	1	2	1	1	0	0	0	0	0	0	0	21.8	15.9	6.5		
20:45:00	2	0	0	1	1	0	0	0	0	0	0	0	0		15.7	4.8		
21:00:00	3	0	0	1	1	0	0	0	0	0	0	0	0	19.8	15.9	3.5		
21:15:00	3	0	0	1	1	0	0	0	0	0	0	0	0	23.1	16.8	5.4		
21:30:00	2	0	0	1	1	1	0	0	0	0	0	0	0		16.5	4.2		
21:45:00	3	0	0	1	1	0	0	0	0	0	0	0	0	19.9	15.7	4.1		
22:00:00	3	0	0	1	1	0	0	0	0	0	0	0	0	20.9	16.4	4.4		
22:15:00	2	0	0	1	1	0	0	0	0	0	0	0	0		15.4	3		
22:30:00	2	0	0	1	1	0	0	0	0	0	0	0	0		14.8	3.7		
22:45:00	2	0	0	1	1	0	0	0	0	0	0	0	0		17.2	6.2		
23:00:00	2	0	0	1	1	1	0	0	0	0	0	0	0		16.6	4.4		
23:15:00	1	0	0	1	0	0	0	0	0	0	0	0	0					
23:30:00	1	0	0	0	0	0	0	0	0	0	0	0	0					
23:45:00	1	0	0	0	0	0	0	0	0	0	0	0	0					
07-19	702	0	37	211	284	143	24	2	0	0	0	0	0	22.2	16.9	4.7		
06-22	756	0	42	230	305	150	27	3	0	0	0	0	0	22.2	16.8	4.7		
06-24	771	0	43	235	310	152	27	3	0	0	0	0	0	22.2	16.8	4.7		
00-24	777	0	44	237	312	154	28	3	0	0	0	0	0	22.2	16.8	4.7		
am Peak	08:45:00		08:15:00	09:30:00	08:45:00	08:45:00	09:00:00	08:30:00		07:30:00				02:15:00	06:45:00			
Peak Volume	16		2	6	7	3	1	0		0				29.2	19.8	2856.4		

eastbound																85 th %ile	Mean Speed	Std Dev
Average Flow	<5.0mph	5.0-10.0mph	10.0-15.0mph	15.0-20.0mph	20.0-25.0mph	25.0-30.0mph	30.0-35.0mph	35.0-40.0mph	40.0-45.0mph	45.0-50.0mph	50.0-55.0mph	55.0-60.0mph	>60.0mph					
00:00:00	0	0	0	0	0	0	0	0	0	0	0	0	0	0	0			
00:15:00	0	0	0	0	0	0	0	0	0	0	0	0	0	0	0			
00:30:00	0	0	0	0	0	0	0	0	0	0	0	0	0	0	0			
00:45:00	0	0	0	0	0	0	0	0	0	0	0	0	0	0	0			
01:00:00	0	0	0	0	0	0	0	0	0	0	0	0	0	0	0			
01:15:00	0	0	0	0	0	0	0	0	0	0	0	0	0	0	0			
01:30:00	0	0	0	0	0	0	0	0	0	0	0	0	0	0	0			
01:45:00	0	0	0	0	0	0	0	0	0	0	0	0	0	0	0			
02:00:00	0	0	0	0	0	0	0	0	0	0	0	0	0	0	0			
02:15:00	0	0	0	0	0	0	0	0	0	0	0	0	0	0	0			
02:30:00	0	0	0	0	0	0	0	0	0	0	0	0	0	0	0			
02:45:00	0	0	0	0	0	0	0	0	0	0	0	0	0	0	0			
03:00:00	0	0	0	0	0	0	0	0	0	0	0	0	0	0	0			
03:15:00	0	0	0	0	0	0	0	0	0	0	0	0	0	0	0			
03:30:00	0	0	0	0	0	0	0	0	0	0	0	0	0	0	0			
03:45:00	0	0	0	0	0	0	0	0	0	0	0	0	0	0	0			
04:00:00	0	0	0	0	0	0	0	0	0	0	0	0	0	0	0			
04:15:00	0	0	0	0	0	0	0	0	0	0	0	0	0	0	0			
04:30:00	0	0	0	0	0	0	0	0	0	0	0	0	0	0	0			
04:45:00	0	0	0	0	0	0	0	0	0	0	0	0	0	0	0			
05:00:00	0	0	0	0	0	0	0	0	0	0	0	0	0	0	0			
05:15:00	0	0	0	0	0	0	0	0	0	0	0	0	0	0	0			
05:30:00	0	0	0	0	0	0	0	0	0	0	0	0	0	0	0			
05:45:00	0	0	0	0	0	0	0	0	0	0	0	0	0	0	0			
06:00:00	0	0	0	0	0	0	0	0	0	0	0	0	0	0	0			
06:15:00	1	0	0	0	0	0	0	0	0	0	0	0	0	0	0			
06:30:00	0	0	0	0	0	0	0	0	0	0	0	0	0	0	0		13.8	
06:45:00	0	0	0	0	0	0	0	0	0	0	0	0	0	0	0		3	
07:00:00	0	0	0	0	0	0	0	0	0	0	0	0	0	0	0			
07:15:00	1	0	0	0	0	0	0	0	0	0	0	0	0	0	0			
07:30:00	1	0	0	0	0	0	0	0	0	0	0	0	0	0	0			
07:45:00	2	0	0	1	1	0	0	0	0	0	0	0	0	0	0		18.9	
08:00:00	4	0	1	2	1	0	0	0	0	0	0	0	0	0	0		14	
08:15:00	4	0	1	1	2	0	0	0	0	0	0	0	0	0	0		4.1	
08:30:00	4	0	0	2	2	0	0	0	0	0	0	0	0	0	0		19.2	
08:45:00	3	0	0	1	1	0	0	0	0	0	0	0	0	0	0		14.4	
09:00:00	3	0	1	1	1	0	0	0	0	0	0	0	0	0	0		4.6	
09:15:00	3	0	0	1	1	0	0	0	0	0	0	0	0	0	0		15	
09:30:00	3	0	0	2	1	0	0	0	0	0	0	0	0	0	0		4.5	
09:45:00	2	0	0	1	1	0	0	0	0	0	0	0	0	0	0		13	
10:00:00	3	0	1	2	0	0	0	0	0	0	0	0	0	0	0		14.1	
10:15:00	3	0	1	1	1	0	0	0	0	0	0	0	0	0	0		3.6	
10:30:00	3	0	1	1	1	0	0	0	0	0	0	0	0	0	0		19	
10:45:00	2	0	1	1	1	0	0	0	0	0	0	0	0	0	0		14.2	
11:00:00	4	0	1	2	1	0	0	0	0	0	0	0	0	0	0		4.1	
11:15:00	2	0	0	1	1	0	0	0	0	0	0	0	0	0	0		13.4	
11:30:00	3	0	1	2	0	0	0	0	0	0	0	0	0	0	0		3.9	
11:45:00	3	0	0	2	1	0	0	0	0	0	0	0	0	0	0		15	
12:00:00	4	0	1	3	1	0	0	0	0	0	0	0	0	0	0		12.5	
12:15:00	4	0	1	2	0	0	0	0	0	0	0	0	0	0	0		3.5	
12:30:00	3	0	1	1	1	0	0	0	0	0	0	0	0	0	0		12.2	
12:45:00	3	0	1	1	1	0	0	0	0	0	0	0	0	0	0		3.5	
13:00:00	5	0	1	2	1	0	0	0	0	0	0	0	0	0	0		18.3	
13:15:00	5	0	0	3	1	0	0	0	0	0	0	0	0	0	0		12.9	
13:30:00	2	0	0	1	1	0	0	0	0	0	0	0	0	0	0		4.4	
13:45:00	3	0	0	2	1	0	0	0	0	0	0	0	0	0	0		13.2	
14:00:00	4	0	0	2	1	0	0	0	0	0	0	0	0	0	0		4.4	
14:15:00	3	0	0	1	1	0	0	0	0	0	0	0	0	0	0		18	
14:30:00	4	0	1	2	2	0	0	0	0	0	0	0	0	0	0		12.9	
14:45:00	3	0	1	2	1	0	0	0	0	0	0	0	0	0	0		4.2	
15:00:00	4	0	0	2	2	0	0	0	0	0	0	0	0	0	0		14.3	
15:15:00	3	0	1	1	1	0	0	0	0	0	0	0	0	0	0		3.4	
15:30:00	3	0	1	1	1	0	0	0	0	0	0	0	0	0	0		2.7	
15:45:00	6	0	0	3	2	0	0	0	0	0	0	0	0	0	0		14.6	
16:00:00	4	0	1	2	1	0	0	0	0	0	0	0	0	0	0		11.8	
16:15:00	4	0	1	2	2	0	0	0	0	0	0	0	0	0	0		2.7	
16:30:00	2	0	0	1	0	0	0	0	0	0	0	0	0	0	0		16.3	
16:45:00	3	0	0	1	1	0	0	0	0	0	0	0	0	0	0		13	
17:00:00	3	0	1	1	1	0	0	0	0	0	0	0	0	0	0		15.8	
17:15:00	3	0	1	1	1	0	0	0	0	0	0	0	0	0	0		12.5	
17:30:00	3	0	0	1	2	0	0	0	0	0	0	0	0	0	0		3	
17:45:00	3	0	1	1	1	0	0	0	0	0	0	0	0	0	0		15.8	
18:00:00	3	0	0	2	1	0	0	0	0	0	0	0	0	0	0		4.9	
18:15:00	3	0	0	1	1	0	0	0	0	0	0	0	0	0	0		20.9	
18:30:00	2	0	0	0	0	0	0	0	0	0	0	0	0	0	0		16.8	
18:45:00	2	0	0	1	1	0	0	0	0	0	0	0	0	0	0		14	
19:00:00	2	0	0	1	0	0	0	0	0	0	0	0	0	0	0		4.9	
19:15:00	2	0	0	1	0	0	0	0	0	0	0	0	0	0	0		15.8	
19:30:00	1	0	0	0	0	0	0	0	0	0	0	0	0	0	0		5	
19:45:00	1	0	1	1	0	0	0	0	0	0	0	0	0	0	0		18.8	
20:00:00	1	0	0	0	1	0	0	0	0	0	0	0	0	0	0		14.3	
20:15:00	1	0	1	0	0	0	0	0	0	0	0	0	0	0	0		4	
20:30:00	1	0	1	1	0	0	0	0	0	0	0	0	0	0	0		17.1	
20:45:00	1	0	0	0	0	0	0	0	0	0	0	0	0	0	0		6.6	
21:00:00	1	0	0	1	0	0	0	0	0	0	0	0	0	0	0		13.5	
21:15:00	0	0	0	0	0	0	0	0	0	0	0	0	0	0	0		3.3	
21:30:00	1	0	0	0	0	0	0	0	0	0	0	0	0	0	0		14.2	
21:45:00	1	0	0	0	0	0	0	0	0	0	0	0	0	0	0		4.7	
22:00:00	1	0	0	0	1	0	0	0	0	0	0	0	0	0	0		14.2	
22:15:00	1	0	0	0	0	0	0	0	0	0	0	0	0	0	0		3.7	
22:30:00	0	0	0	0	0	0	0	0	0	0	0	0	0	0	0			
22:45:00	1	0	0	0	0	0	0	0	0	0	0	0	0	0	0			
23:00:00	1	0	0	0	0	0	0	0	0	0	0	0	0	0	0			
23:15:00	1	0	0	0	0	0	0	0	0	0	0	0	0	0	0			
23:30:00	0	0	0	0	0	0	0	0	0	0	0	0	0	0	0			
23:45:00	0	0	0	0	0	0	0	0	0	0	0	0	0	0	0			
07-19	147	0	25	67	46	7	2	0	0	0	0	0	0	0	0		18.5	
06-22	161	0	28	74	50	8	2	0	0	0	0	0	0	0	0		13.9	
06-24	167	0	29	76	52	8	2	0	0	0	0	0	0	0	0		4.2	
00-24	169	0	30	77	52	8	2	0	0	0	0	0	0	0	0		18.5	
am Peak	08:00:00		10:30:00	08:00:00	08:30:00	08:00:00										07:00:00	08:45:00	
Peak Volume	4		1	2	2													

westbound																85 th %ile	Mean Speed	Std Dev
Average Flow	<5.0mph	5.0-10.0mph	10.0-15.0mph	15.0-20.0mph	20.0-25.0mph	25.0-30.0mph	30.0-35.0mph	35.0-40.0mph	40.0-45.0mph	45.0-50.0mph	50.0-55.0mph	55.0-60.0mph	>60.0mph					
00:00:00	0	0	0	0	0	0	0	0	0	0	0	0	0	0				
00:15:00	0	0	0	0	0	0	0	0	0	0	0	0	0	0				
00:30:00	0	0	0	0	0	0	0	0	0	0	0	0	0	0				
00:45:00	0	0	0	0	0	0	0	0	0	0	0	0	0	0				
01:00:00	0	0	0	0	0	0	0	0	0	0	0	0	0	0				
01:15:00	0	0	0	0	0	0	0	0	0	0	0	0	0	0				
01:30:00	0	0	0	0	0	0	0	0	0	0	0	0	0	0				
01:45:00	0	0	0	0	0	0	0	0	0	0	0	0	0	0				
02:00:00	0	0	0	0	0	0	0	0	0	0	0	0	0	0				
02:15:00	0	0	0	0	0	0	0	0	0	0	0	0	0	0				
02:30:00	0	0	0	0	0	0	0	0	0	0	0	0	0	0				
02:45:00	0	0	0	0	0	0	0	0	0	0	0	0	0	0				
03:00:00	0	0	0	0	0	0	0	0	0	0	0	0	0	0				
03:15:00	0	0	0	0	0	0	0	0	0	0	0	0	0	0				
03:30:00	0	0	0	0	0	0	0	0	0	0	0	0	0	0				
03:45:00	0	0	0	0	0	0	0	0	0	0	0	0	0	0				
04:00:00	0	0	0	0	0	0	0	0	0	0	0	0	0	0				
04:15:00	0	0	0	0	0	0	0	0	0	0	0	0	0	0				
04:30:00	0	0	0	0	0	0	0	0	0	0	0	0	0	0				
04:45:00	1	0	0	0	0	0	0	0	0	0	0	0	0	0				
05:00:00	0	0	0	0	0	0	0	0	0	0	0	0	0	0				
05:15:00	0	0	0	0	0	0	0	0	0	0	0	0	0	0				
05:30:00	0	0	0	0	0	0	0	0	0	0	0	0	0	0				
05:45:00	1	0	0	0	0	1	0	0	0	0	0	0	0	0				
06:00:00	0	0	0	0	0	0	0	0	0	0	0	0	0	0				
06:15:00	1	0	0	0	1	0	0	0	0	0	0	0	0	0				
06:30:00	1	0	0	0	1	0	0	0	0	0	0	0	0	0				
06:45:00	1	0	0	0	0	0	1	0	0	0	0	0	0	0		22		
07:00:00	2	0	0	0	1	1	0	0	0	0	0	0	0	0		20.3		
07:15:00	2	0	0	0	1	1	0	0	0	0	0	0	0	0		18.8		
07:30:00	6	0	0	1	3	1	0	0	0	0	0	0	0	0	23.6	18.8		
07:45:00	5	0	0	0	2	2	0	0	0	0	0	0	0	0	23.1	18.5		
08:00:00	7	0	0	2	3	1	0	0	0	0	0	0	0	0	21.8	16.7		
08:15:00	9	0	1	2	5	2	0	0	0	0	0	0	0	0	21.1	16.5		
08:30:00	9	0	0	2	4	1	1	0	0	0	0	0	0	0	23.9	18		
08:45:00	14	0	0	4	6	3	0	0	0	0	0	0	0	0	21.6	16.8		
09:00:00	9	0	0	2	5	2	1	0	0	0	0	0	0	0	23.4	18.1		
09:15:00	10	0	0	3	4	2	1	0	0	0	0	0	0	0	22.8	17.6		
09:30:00	9	0	0	4	3	2	0	0	0	0	0	0	0	0	20.6	15.6		
09:45:00	7	0	0	3	3	1	0	0	0	0	0	0	0	0	20.2	16.4		
10:00:00	8	0	1	3	3	2	0	0	0	0	0	0	0	0	22	16.4		
10:15:00	7	0	0	3	2	1	0	0	0	0	0	0	0	0	21.3	16		
10:30:00	10	0	0	2	5	2	1	0	0	0	0	0	0	0	23.3	18.3		
10:45:00	8	0	1	2	3	2	0	0	0	0	0	0	0	0	21.8	16.4		
11:00:00	9	0	1	2	5	1	0	0	0	0	0	0	0	0	20.3	16.5		
11:15:00	8	0	0	4	3	2	0	0	0	0	0	0	0	0	21.9	16.2		
11:30:00	6	0	1	2	2	2	0	0	0	0	0	0	0	0	22.2	16.1		
11:45:00	9	0	0	3	4	2	0	0	0	0	0	0	0	0	22.4	17.2		
12:00:00	10	0	1	3	4	2	0	0	0	0	0	0	0	0	20.9	16		
12:15:00	12	0	1	4	5	2	0	0	0	0	0	0	0	0	21.2	16.4		
12:30:00	11	0	0	2	6	2	0	0	0	0	0	0	0	0	21.9	17.6		
12:45:00	13	0	0	3	6	3	0	0	0	0	0	0	0	0	22.5	17.7		
13:00:00	11	0	1	4	4	3	0	0	0	0	0	0	0	0	23	17.2		
13:15:00	10	0	0	4	4	2	0	0	0	0	0	0	0	0	22.5	17.2		
13:30:00	12	0	0	4	5	3	0	0	0	0	0	0	0	0	22.5	17.4		
13:45:00	13	0	0	4	5	4	0	0	0	0	0	0	0	0	22.5	17.3		
14:00:00	12	0	0	5	5	2	0	0	0	0	0	0	0	0	20.6	16.2		
14:15:00	11	0	0	6	3	2	0	0	0	0	0	0	0	0	21.2	15.9		
14:30:00	12	0	0	4	5	2	0	0	0	0	0	0	0	0	21.7	16.8		
14:45:00	11	0	0	3	4	4	0	0	0	0	0	0	0	0	23.4	18.1		
15:00:00	9	0	0	2	4	3	1	0	0	0	0	0	0	0	23.6	18.6		
15:15:00	14	0	0	3	6	3	1	0	0	0	0	0	0	0	23.3	18		
15:30:00	18	0	0	4	8	5	1	0	0	0	0	0	0	0	23.6	18.4		
15:45:00	17	0	0	3	7	6	1	0	0	0	0	0	0	0	23.9	19.3		
16:00:00	17	0	0	4	6	5	1	0	0	0	0	0	0	0	23.2	17.9		
16:15:00	28	0	0	7	12	8	1	0	0	0	0	0	0	0	23.2	18.1		
16:30:00	29	0	0	6	14	8	1	0	0	0	0	0	0	0	22.7	18		
16:45:00	25	0	0	4	11	9	1	0	0	0	0	0	0	0	23.7	19		
17:00:00	22	0	0	4	11	5	1	1	0	0	0	0	0	0	23.3	18.6		
17:15:00	22	0	0	4	11	5	1	0	0	0	0	0	0	0	22.8	18.2		
17:30:00	14	0	0	1	7	4	1	0	0	0	0	0	0	0	23.8	19		
17:45:00	14	0	0	2	6	5	1	0	0	0	0	0	0	0	23.7	19		
18:00:00	12	0	0	2	6	4	1	0	0	0	0	0	0	0	23.7	18.7		
18:15:00	9	0	0	3	4	2	0	0	0	0	0	0	0	0	22.2	17.3		
18:30:00	4	0	0	1	2	1	1	0	0	0	0	0	0	0	24.7	19.3		
18:45:00	5	0	0	1	2	1	0	0	0	0	0	0	0	0	22.9	16.9		
19:00:00	5	0	1	2	2	0	0	0	0	0	0	0	0	0	19	14.5		
19:15:00	4	0	0	1	2	0	0	0	0	0	0	0	0	0	19.9	16.8		
19:30:00	4	0	0	1	2	1	0	0	0	0	0	0	0	0	22.5	17.7		
19:45:00	4	0	0	1	2	1	0	0	0	0	0	0	0	0	24.3	18.7		
20:00:00	3	0	0	1	1	1	0	0	0	0	0	0	0	0	23.7	18.7		
20:15:00	1	0	0	1	0	0	0	0	0	0	0	0	0	0		16.5		
20:30:00	4	0	0	2	1	1	0	0	0	0	0	0	0	0	23.5	17.7		
20:45:00	2	0	0	0	1	0	0	0	0	0	0	0	0	0		16.7		
21:00:00	2	0	0	1	1	0	0	0	0	0	0	0	0	0		16.5		
21:15:00	3	0	0	1	1	0	0	0	0	0	0	0	0	0		17.8		
21:30:00	1	0	0	1	0	1	0	0	0	0	0	0	0	0		17.5		
21:45:00	2	0	0	1	1	0	0	0	0	0	0	0	0	0		16.6		
22:00:00	2	0	0	1	1	0	0	0	0	0	0	0	0	0		16.1		
22:15:00	2	0	0	1	1	0	0	0	0	0	0	0	0	0		15.2		
22:30:00	2	0	0	1	1	0	0	0	0	0	0	0	0	0		14.8		
22:45:00	1	0	0	0	0	0	0	0	0	0	0	0	0	0				
23:00:00	1	0	0	0	1	0	0	0	0	0	0	0	0	0				
23:15:00	0	0	0	0	0	0	0	0	0	0	0	0	0	0				
23:30:00	0	0	0	0	0	0	0	0	0	0	0	0	0	0				
23:45:00	1	0	0	0	0	0	0	0	0	0	0	0	0	0				
07-19	555	0	12	144	238	136	22	2	0	0	0	0	0	0	22.9	17.7		
06-22	595	0	14	155	255	143	25	3	0	0	0	0	0	0	22.9	17.7		
06-24	604	0	14	159	258	144	26	3	0	0	0	0	0	0	22.8	17.6		
00-24	608	0	14	160	260	146	26	3	0	0	0	0	0	0	22.9	17.7		
am Peak	08:45:00		08:15:00	08:45:00	08:45:00	08:45:00	09:00:00	08:30:00		07:30:00					02:15:00	06:45:00		
Peak Volume	14		1	4	6	3	1	0		0				29.2	22	2333.5		
pm Peak	16:30:00		12:00:00	16:15:00	16:30:00	16:45:00	15:30:00	17:00:00		20:30:00								

Event key:  QC Failure  QC Outlier  QC Atypical  Weekends and defined holidays

Events  Special  Holiday  Offline
Holiday-affected days

Notes on data: Averages are calculated as the simple average of values across the period.

Holidays & Events:
None